

God Guides His People

Messianic Version



TRUEWAY KIDS.COM

Introduction

This week we will be focusing on the way that God guides His people. Although our passage is Exodus 40:34-38 and shows how God led the Israelites, we will also examine how the Lord leads us today. The main points are:

Video playlist



- God wants to guide His people.
- The Bible is our guide - Psalm 119:105 & Psalm 119.
- God doesn't only give us directions to follow, but He goes with us.
- We must keep our eyes on God and follow Him.

Lesson guide

Remind the child that the children of Israel had built the Mishkan. Ask if they remember why. Point out that the tabernacle was built as a place for God to dwell, and that His cloud descended on the Mishkan and filled the tent with His glory.

Play a game with the child to demonstrate how God would lead His people. Create a simple tent for the child as a game piece. Pick up something yourself to imitate a cloud. These game pieces can be anything from a pillow to represent the cloud and a simple drawing that symbolises the tent. To play. Raise the pillow (depending on the age of the child you can say, "The cloud has lifted"). The child will begin to move his tent. When you lower the cloud, the child has to stop. This game would be more fun if there were at least two players. You can also add in difficulty if you set the child a task (such as building a tower of blocks) so they are forced to divide their time between watching the cloud and doing their task. Contemplate with the child how we need to do the work God has set for us on earth without forgetting to focus on Him.

Here is another way to show how we need to keep our eyes on God. You can play this game throughout the day. Put up a card on the wall with a picture on both sides. Tell the child that at different times during the day you will flip the card around. Leave the card turned around for a set amount of time depending on your child's age (older kids = less time). Try to turn the card when they are distracted playing or working. If they notice that the card has been flipped, they get a treat, points, a hug, etc. If they don't, flip the card back around and point out that they became too distracted to notice your leading. To make the game even more fun, give them a card of their own. Allow them to flip it back and forth to see if you notice. They will be delighted if they can fool you!

Both these games are to illustrate that we need to keep our eyes on God, but still do the tasks He has led us to do.

Pick up a Bible and open it. Point out that reading God's Word is the way we know what God wants us to do. Read Psalm 119:105. Point out to the child that when we try to walk when it is dark, we might hurt ourselves. Point out that turning on the light allows us to see where we are going and prevent us from getting hurt. Celebrate that God gave us His Word to be a light for our path.


Pray with your child and ask Yeshua to help you follow His leading.



Where did God want His people to be?

God wanted His people to be near Him. God wants the same thing today. He wants His people to follow His lead and be where He knows they should.

We don't have a cloud to follow anymore, but God has given us a Bible and Ruach HaKodesh (the Holy Spirit) so we can follow Him.



God guides



His people

After the children of Israel left Egypt, God promised to guide His people.

At day, a pillar of cloud would appear in the sky to lead them.

At night, the pillar of cloud became a pillar of fire.

This was how God showed them the way to go.




God's cloud went to dwell above and in the Mishkan.

The children of Israel had many things to do every day.

People had to make food to eat.

Others cared for animals. Children helped their parents. Tents needed to be cleaned.

But when the cloud moved from the tabernacle, everyone stopped, so they could follow God.



They packed up all their things.

Took down their tents and the Mishkan to follow God.

God knew exactly where His people needed to be.

When they reached the new place, they had to pitch everything again.

They knew it was very important to follow God and be where He wanted them to be.

Games and Activities

FOLLOW THE LEADER

Take turns with a child to be the leader.

As the leader walks around the room everyone else must follow and copy their actions.



COMPASS RACE

Mark some directions around your room.

NORTH - EAST - SOUTH - WEST

Shout out a direction.

The children must race to the correct sign as quickly as possible.



MAP READING

Find a simple map. Some examples could be at a park or a shopping centre.

Find where you are on the map and then with your child try and find a place where you want to go.

Work out the way together.







Day or Night

Cut out the picture and glue in correct box

Day

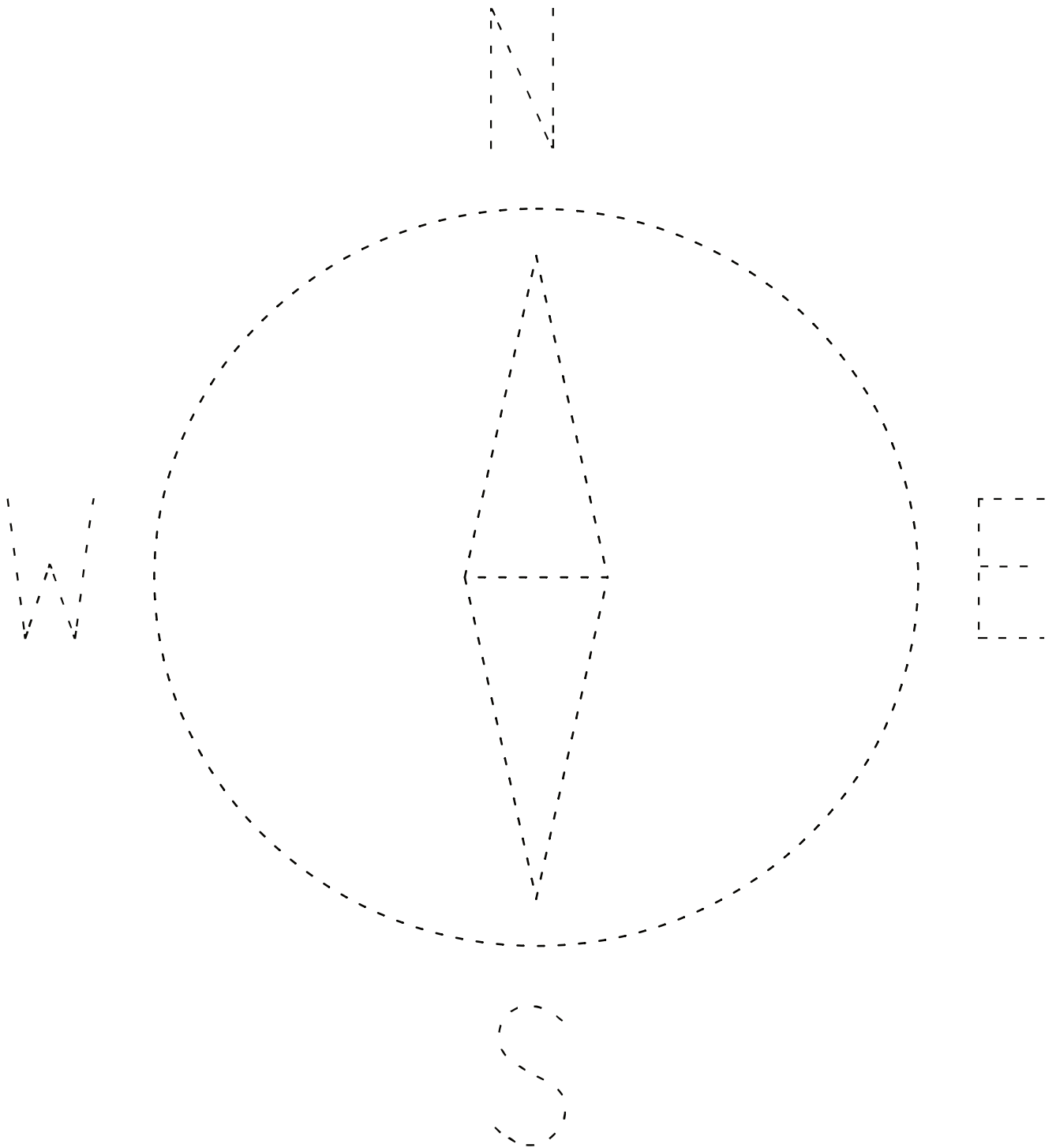


Night





Compass Trace

Trace around the lines to make a compass



A compass helps you find a direction

Follow the fire












Colour and count

Colour the fire in red



Colour the cloud in blue



How many fires are there?



How many clouds are there?



Pillar of Cloud and Fire Craft

What you need:

- 1 Kitchen roll tube
- Cotton wool balls
- Red and Yellow crate or tissue paper
- Wool
- PVA Glue
- A pen or pencil

 <https://youtu.be/CUj6-2-GgNc>



What to do:



Collect everything you need.



Draw 2 lines on the kitchen roll to make 2 halves. Label one side cloud and one fire.



Make two small holes in top of tube and thread wool, so that it can be hung when finished.



Over cloud side use PVA glue and glue on cotton wool balls until covered.



Crunch up little bits of red and yellow crate paper.



Cover 'fire' side of pillar with PVA glue and glue on crunched red and yellow paper.

Allow to dry and hang.

Bookmark colouring page

God Guides
His People
by day



God Guides
His People
by night



What you
need:

Colour pencils

Scissors






Glue

What to do:

Colour the
pictures.

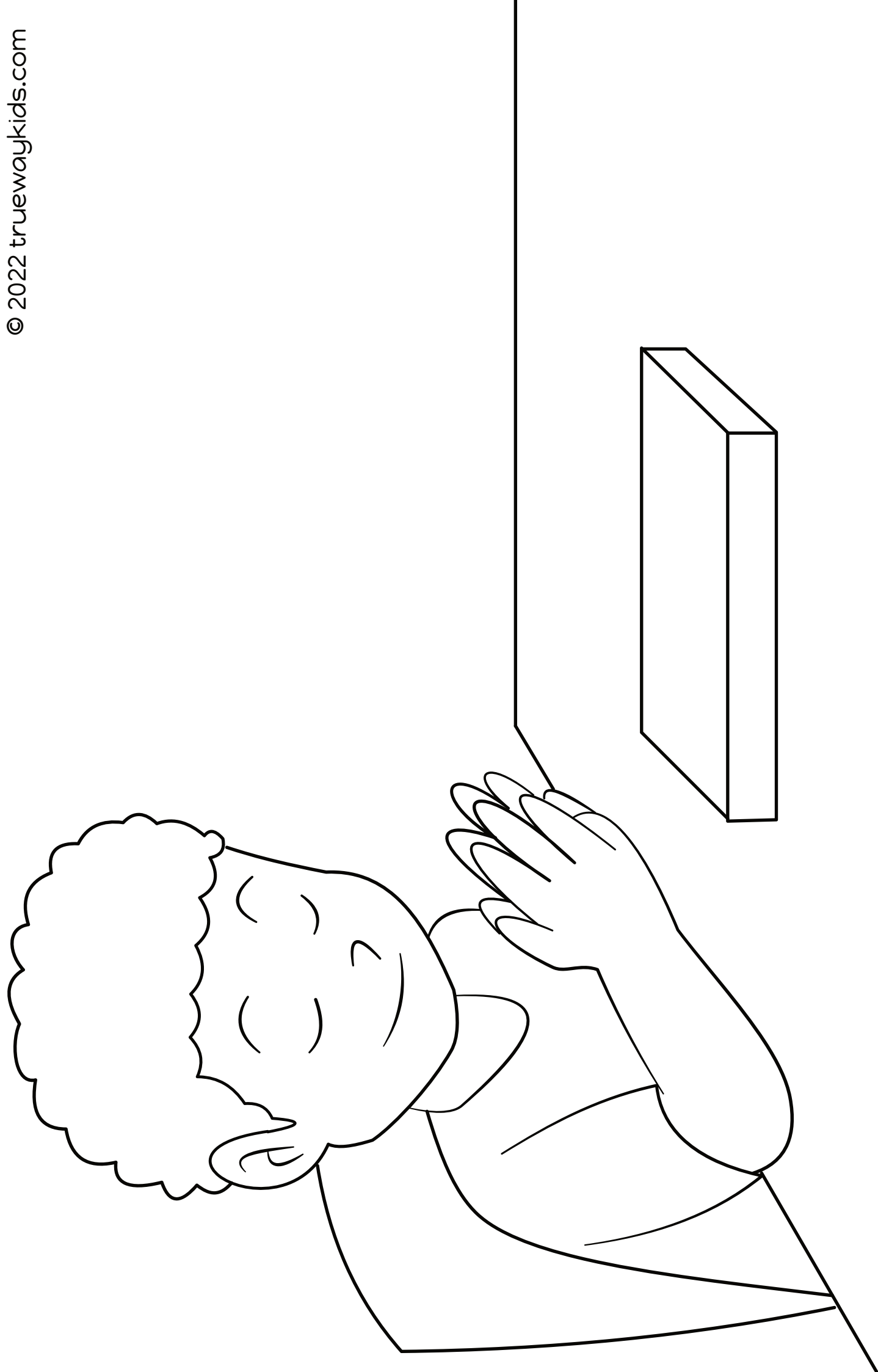
Cut out.

Fold in centre
and glue
together.









Worship Time

Recommended worship songs. Not produced by Trueway Kids. YouTube Videos to be used for personal use only.

I have decided to follow Jesus

<https://youtu.be/UP1V7vdHBFE>

B.I.B.L.E

<https://youtu.be/ahHWtvOmt2E>

God Will Guide Us

<https://youtu.be/oQUNBTTdSd4>



Prayer Time

Thank God for dwelling with us.

Ask God to help you use the gifts and things He gave you to serve Him.

Next Week
The 12 Spies

If you haven't already done so, sign up to receive future lessons by email.

