



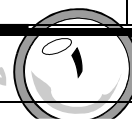
# Classroom Language

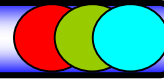
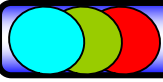


## Important Expressions

## تعبيرات هامة

1.	I'm sorry. I'm late.	أنا آسف على التأخير
2.	That's okay.	لا بأس
3.	How do you spell "mother"?	كيف تتهجى أم ؟
4.	M-o-t-h-e-r.	
5.	May I go to the bathroom?	هل يمكن أن أذهب إلى الحمام
6.	Of course.	بالطبع
7.	Please hand in your homework.	من فضلك أعطني الواجب
8.	Yes, Miss Nadia.	حاضر مس ناديا .
9.	I'm sorry. I forgot my book.	أنا آسف أنا نسيت كتابي .
10.	That's okay. Use mine.	لا بأس - أستخدم كتابي .
11.	I don't understand. Can you explain that, please?	أنا لا أفهم - هل يمكن التوضيح من فضلك ؟
12.	All right.	و هو كذلك .





### 1 – Choose the correct word from a , b or c :-

1 - ..... is eleven years old .

a)	I	b)	He	c)	You
----	---	----	----	----	-----

2 – He is my .....Kareem .

a)	mother	b)	sister	c)	brother
----	--------	----	--------	----	---------

3 – I want to eat .....

<i>a)</i>	<i>juice</i>	<i>b)</i>	<i>ice cream</i>	<i>c)</i>	<i>water</i>
-----------	--------------	-----------	------------------	-----------	--------------

4 - .....is my sister .

a)	$I$	b)	$Hoda$	c)	$We$
----	-----	----	--------	----	------

5 - .....is your name ? – My name is Mona .

<i>a)</i>	<i>Where</i>	<i>b)</i>	<i>How</i>	<i>c)</i>	<i>What</i>
-----------	--------------	-----------	------------	-----------	-------------

## 2 – Listen and complete :-

Kareem:- **What is .....name ?**

Mona:- My name .....Hoda .

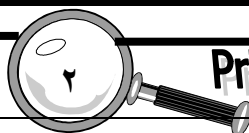
### 3 – Listen and complete :-

Sokkar:- How old ..... you ?

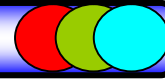
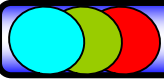
Sokkara:- I .....ten .

4 – Read and match { A } with { B } :-

(A)		(B)	
1-	What's your .....	a-	are you ?
2-	How old ....	b-	school .
3-	He is .....	c-	first name ?
4-	She is .....	d-	Hoda .
1 {    } 2 {    } 3 {    } 4 {    }		e-	Ahmed .





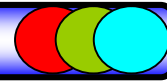
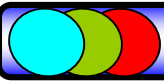


# Do You Remember



## تذكر Remember

- 1 - يتكون زمن المضارع المستمر من { am - is - are + verb + ing }
- 2 - للتعبير عن الملكية نستخدم { I have + noun } النفي { I don't have + noun }
- 3 - للسؤال عن الوقت نستخدم { What time is it } للإجابة { It's + time }



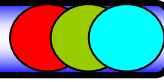
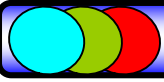
Important Expressions		تعابير هامة
1.	I'm Mona. This is Kareem	أنا منى . هذا كريم .
2.	We're thirteen.	نحن عندنا ١٣ سنة
3.	I'm Sokkara. I'm five	أنا سكرة . انا عندى ٥ سنوات .
4.	I'm reading	أنا أقرأ الآن
5.	I'm drawing.	أنا أرسم الآن
6.	I'm playing.	أنا لعب الآن
7.	Red is my favourite colour	الأحمر هو لوني المفضل.
8.	Blue is my favourite colour	الأزرق هو لوني المفضل.
9.	We live in Sunnyville	نحن نعيش في Sunnyville
10.	It's a nice place.	أنه مكان لطيف .
11.	I have a sister.	أناى عندى أخت .
12.	I don't have a sister	أنا ليس عندى أخت .
13.	I have a sandwich!	أنا معى سندوتش .
14.	What time is it?	كم الوقت ؟
15.	It's 8:30. Oh, no! We're late!	انها الثامنة و النصف نحن تأخرنا .
16.	It's time for Time For English !	أنه وقت الإنجليزية .

### Remember




Family members		أعضاء العائلة	
father	أب	brother	أخ
mother	أم	grandfather	جد
sister	أخت	grandmother	جدة

Days of the week		أيام الأسبوع	
Saturday	السبت	Wednesday	الأربعاء
Sunday	الأحد	Thursday	الخميس
Monday	الاثنين	Friday	الجمعة
Tuesday	الثلاثاء	week	أسبوع





### 1 – Choose the correct word :-

Sunday		Monday		Tuesday	
Saturday		Thursday		Friday	

## 2 – Choose the correct word :-

1 – I .....one sister , her name is Mona .

$a)$	$is$
------	------

<i>b)</i>	<i>have</i>
-----------	-------------

c)	has
----	-----

2 – This .....Kareem , he is my friend .

a)	am
----	----

<i>b)</i>	<i>are</i>
-----------	------------

$c)$	$is$
------	------

3 – Who is she ? - She is my .....

a)	<i>mother</i>
----	---------------

<i>b)</i>	<i>father</i>
-----------	---------------

c)	<i>brother</i>
----	----------------

4 - ..... is the time ? - It's seven o'clock .

a)	What
----	------

<i>b)</i>	<i>How</i>
-----------	------------

c)	Who
----	-----

5 – What .....your name ? – My name is Sokkara .

$a)$	$is$
------	------

$b)$	$are$
------	-------

c)	am
----	----

### 3 – Listen and complete :-

Ahmed:- .....is he ?

Hoda:-	He is .....brother .
--------	----------------------

#### 4 – Choose the correct word :-

1 – He is { **eating** – eat } ice cream now .

2 – They { am – is – are } reading English .

3 – { I – He – We } are going to school now .

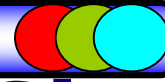
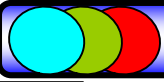
4 – Kareem is { **do – doing** } his homework .

5 – My mother is { **clean – cleaning** } the kitchen .


6 – Sokkara { is – are – am } watching the TV .

**7 – My father is { read – reading } a book.**





# At the Pet Shop.



D. Review. Listen and repeat.




- Pass the pizza, please.
- Which one?
- The cheese pizza.
- Here. Help yourself.

## Important Expressions

## تعابير هامة

Officer :-	What's wrong?	ماذا حدث - ما الأمر؟
Boy :-	I can't find my mum	أنا لا أستطيع أن أجد والدتي .
Officer :-	What does she look like?	ما شكلها ؟
Boy :-	She's tall and thin. She's wearing a red dress.	هي طويلة و رفيعة و ترتدي فستان أحمر .
Officer :-	Is that your Mum?	هل هذه والدتك ؟
Boy :-	Yes! There she is. Thanks.	نعم ها هي . شكرا .
Boy :-	Mum!	أمي
Sokkara:-	Pass the pizza, please.	أعطني البيتزا من فضلك ؟
Sokkar :-	Which one?	أي واحدة ؟
Sokkara:-	The cheese pizza	البيتزا بالجبنه .
Sokkar :-	Here. Help yourself.	تفضل . ساعد نفسك .





## علامات الترقيم Punctuation

الترقيم هو تحويل أول حرف من بعض الكلمات من حرف صغير إلى حرف كبير  
**الكلمات التي يجب أن تبدأ بحرف كبير :**

- (١) أول كلمة في الجملة ( بحايفا لجملة ) .
- (٢) أسماء الأشخاص مثل Ali – Hoda – Kareem – Mona
- (٤) أسماء الدول و المدن مثل Cairo – Giza – Egypt
- (٥) أيام الأسبوع مثل Saturday – Sunday – Monday
- (٦) الشهور January – February – March
- (٧) اللغات مثل Arabic – English
- (٨) الضمير (I) أنا ( دائما كابيتل فى اى مكان فى الجملة .
- (٩) فى نهاية الجملة نضع ( . ) full stop نقطة
- (١٠) فى نهاية السؤال نضع ( ? ) Question mark علامة استفهام
- (١١) نستخدم ( , ) comma بعد أسم المنادى إذا جاء أول الجملة و قبله إذا جاء آخر الجملة  
و بعد ( Yes, - No, - Excuse me, - please )
- ( 12 ) نضع ( ' ) apostrophe على ( 'm – 's – 're – n't – 'll – 'd )

## أنظر الى هذه الامثلة المحلولة

- 1 – He's my brother Kareem .
- 2 – What is your first name ?
- 3 – Mona and Kareem like English .
- 4 – My name 's Hoda Ahmed.
- 5 – How old 're you , Mona ?

### 1 – Punctuate the following sentences : -

1. what s your last name hoda

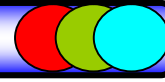
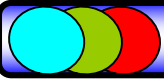
.....

2. i have english and arabic





.....

3. pass the pizza please

.....



1 - Read and circle the correct word :

			
meat	snake	book	rice
juice	kite	numbers	bananas
popcorn	bike	pencil	pizza

2 – Listen and complete :-

1. What's .....
2. I can't .....my mum .
3. What does she look .....
4. She is tall and thin , she is wearing a red dress .
5. Is that your .....

3 - Listen and circle the word with the short vowel :

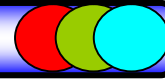
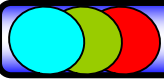
bird	rain	ball	table
bread	run	blue	gum

4 - Read and circle the odd one out:-

Saturday	Sunday	Week	Monday
eat	run	school	read
one	red	blue	yellow
car	pen	bus	taxi





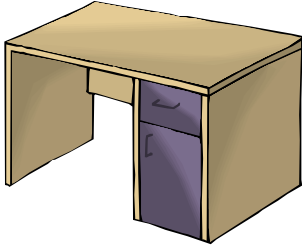







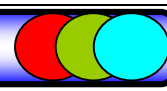
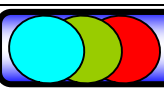
## كيف نجاب على السؤال الالى :-

١ - إذا كان السؤال { What is this ? – What is it ? } بملنى ما هذا ؟  
 A تكون الإجابة { أسم الشئ + It is } .

٢ - إذا كان السؤال { What is he / she doing ? } بملنى . ماذا هو أو هى يفعل الآن ؟  
 A تكون الإجابة { He / She is + verb + ing }

شاهد هذه الأمثلة المحلولة للتوضيح أكثر .

1 - Read and write :	
	
What is this ?	What is it ?.
Æ It is a desk .	Æ It is a flower .
	
What is he doing ?	What is she doing ?
Æ He is jumping .	Æ She is eating .
	
What is this ?	What is he doing ?
Æ It is a .....	Æ He is .....



## New words

wrong	خطأ / مخطئ	bones	عظام
right	صواب	thin	رفيع
What's wrong?	ما المشكلة ؟	bench	مقعد
find	يجد	thanks	شكراً
can	يستطيع	pass	يمرر
can't	لا يستطيع	pizza	بيتزا
mum	ماما	Which one ?	أي واحد ؟
look like	يشبه	cheese pizza	بيتزا بالجبن
wear	يرتدي	Here. Help yourself	تفضل

### مفرد بعيد

What is that ?  
It is a + اسم الشيء

أسماء الإشارة  
للمفرد

### مفرد قريب

What is this ?  
It is a + اسم الشيء

### جمع بعيد


What are those?  
They are + اسم الشيء

أسماء الإشارة  
للمجمع

### جمع قريب


What are these ?  
They are + اسم الشيء

Look and answer the questions :-




What is that ?

.....



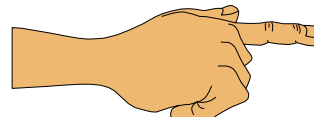
What are these ?

.....



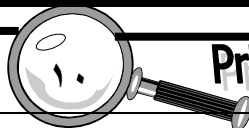
What are those ?

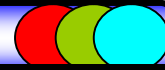
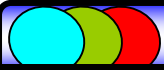
.....



What is this ?

.....





### 1 - Punctuate the following sentences :-

1. is that your mum

.....

2. what s wrong

.....

### 2 - Choose the correct answer from a , b or c :

1 – What does she .....like ?

a ) look

b ) book

c ) bag

2 - She is tall .....thin .

a ) at

b ) and

c ) on

3 – Blue is my favoutite .....

a ) food

b ) juice

c ) colour

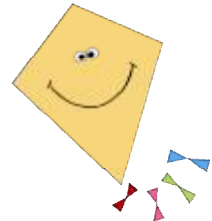
4 – What time .....it ?

a ) is

b ) are

c ) am

### 3 - Read and circle the correct word :



ball

chair

fish

kite

bone

desk

pizza

bike

book

bench

apple

park

### 4 - Listen and circle the word with the short vowel :

lion

ruler

robot

read

lemon

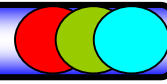
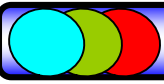
run

radio

red













### 1 – Listen and complete :-

1. What's .....?
2. I can't find my .....
3. What does she .....like ?
4. She is tall .....thin .

### 2 - Read and circle the correct word :

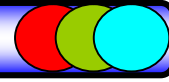
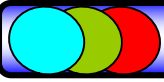
			
bike	key	rice	king
kite	car	banana	teacher
bag	door	pizza	doctor

### 3 - Read and write :-

	
What is this ?	What are those ?.
ÆIt ..... .	ÆThey ..... .

### 4 - Punctuate the following sentences :-

1. is that your mum  
.....
2. I don t have a sister  
.....



## New words

kitten	قطعة صغيرة	canary	طائر الكنارى
rabbit	أرنب	turtle	سلحفاة
fish	سمكة	parrot	بيغاء
lizard	سحلية	( I / we ) want	أنا - نحن أريد
puppy	كلب صغير	(he/she) wants	هو يريد / هي تريد

# Grammar

فى زمن المضارع البسيط يتم إضافة { s - es - ies } إلى نهاية الفعل إذا كان الفاعل مفرد غائب مثل :- { it - she - he } أو أى أسم مفرد

1 - He wants a parrot .

2 - She wants fish .

3 - Kareem wants a parrot .

4 - Hoda wants a canary .

لاحظ انه تم إضافة حرف S إلى نهاية كل فعل لأن الفاعل مفرد

أما إذا كان الفاعل جمع مثل { they - we - you - I } فيكون الفعل بدون S

1 - We want a lizard .

2 - They want a rabbit .

## النفي

تأتى ( don't ) مع I - you - we - they - و يأتى بعدها مصدر الفعل  
تأتى ( doesn't ) مع He - she - it - و يأتى بعدها مصدر الفعل

I want  
He wants a fish.

I don't  
He doesn't want a rabbit.

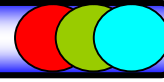
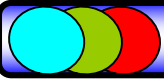
Look and write :-



I want a puppy . I don't want a .....



She wants a ..... She doesn't want a .....



## 1 – Look and Write as in the example :-



I want a puppy. I don't want a rabbit.



He wants a parrot . He doesn't want a rabbit .



We want a ..... . We don't want a ..... .



They want a ..... . They don't ..... a kitten .



He wants ..... . He ..... want a turtle .



You ..... a ..... . You ..... want a ..... .



He ..... . He ..... a lizard .



She ..... . She ..... .

## 2 - Listen and circle the word with the short vowel :

puppy

run

car

ball

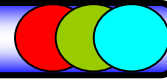
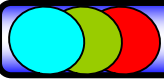
blue

turtle



can

bag





### 1 - Read and write :




What is this ?

.....

What is it ?

.....



What is it ?

.....

What is he doing ?


.....

### 2 - Look and write :

.....

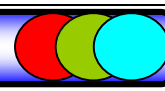
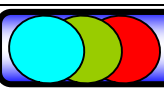
.....

.....



### 3 - Read and circle the odd one out:-

lion	dog	car	donkey
father	one	two	three
in	ball	on	next to
blue	brown	bag	black



## New words

Short " u "		Long " u "	
bug	البق	blue	اللون الأزرق
run	يجرى	glue	صمغ - لزق
up	أعلى - الى أعلى	tune	لحن - نغمة
duck	بطة	tube	أنبوبة
cup	فنجان	flute	الفلوت ( آلة عزف )
sun	شمس	June	شهر يونيو
rug	بساط - سجادة صغيرة		
luck	حظ		

1 - Choose the correct answer from a , b or c :

1 – They .....a canary , they don't want a rabbit .

a ) want      b ) wants      c ) what

2 – He wants a kitten , He .....want a parrot .

a ) don't      b ) wants      c ) doesn't

3 – I want a puppy . .....don't want a lizard .

a ) He      b ) I      c ) She

4 - .....want a kitten , they don't want a turtle .

a ) They      b ) He      c ) She


3 - Read and circle the correct word :



juice

ice cream

apple



kite

bike


car



boy

girl

man



luck

glue

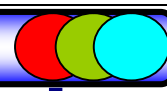
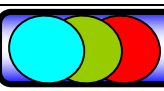
duck

4 – Listen and complete :-

1. What time .....it ?

2. It's nine .....





## D. Review. Listen and repeat.



What's wrong?



I can't find my dad.



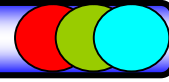
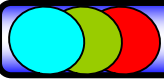
What does he look like?



He's tall and thin.

١ - عند طلب المساعدة من الآخرين نستخدم Excuse me. Can you help me please ؟  
 أو للرد نستخدم (Yes, of course) (بالطبع) -- (Sure - بالتأكيد)  
 ٢ - عند السؤال عن مكان شيء أو شخص نستخدم (أسم الشيء أو الشخص + Where is/are +  
 بجوار next to - على on - تحت under - في in - خلف behind و هكذا ....





## Important Expressions

## تعبيرات هامة

customer:-	Excuse me. Can you help me?	معذرة . هل يمكنك مساعدتي ؟
Saleswoman	Sure.	بالتأكيد .
customer:-	Where's the rice?	أين الأرز ؟
Saleswoman	It's in Aisle 3. It's next to the bread.	أنه في الممر ٣ بجوار الخبز .
customer:-	How about the chips?	ماذا عن البطاطس المقلية ؟
Saleswoman	I don't know. Let's look.	لا أعلم . دعنا نبحث عنها .
customer:-	Great! Thanks.	عظيم . شكرا .
Sokkara:-	What's wrong ?	ماذا حدث ؟
Sokkar :-	I can't find my dad .	أنا لا أستطيع أن أجد أبي .
Sokkara:-	What does he look like ?	ما شكله ( ما وصفه ) ؟
Sokkar :-	He is tall and thin .	هو طويل و رفيع .

### السؤال عن شكل شخص أو شيء نستخدم في المفرد

What does ( he – she – it ) look like ?

الوصف + He – She – It

### السؤال عن شكل شخص أو شيء نستخدم في الجمع

What do they look like ?

الوصف + They

### 1 - Read and circle the odd one out:-

play	go	write	book
school	teacher	farmer	doctor
bananas	meat	apples	oranges
hand	leg	chair	head

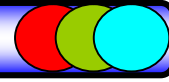
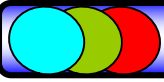
### 2 - Punctuate the following sentences :-

1. do you like parrots mona

.....

2. no i don t

.....



### 1 - Choose the correct word :-

1 - What's ..... ?

- a) *wrong*      b) *we*      c) *they*

2 - How .....are you ? - I'm ten years old .

- a) *is*      b) *name*      c) *old*

3 - I can fly a .....

- a) *bus*      b) *bike*      c) *kite*

4 - I want to .....ice cream .

- a) *drink*      b) *run*      c) *eat*

5 - Excuse me . Where is the rice , .....?

- a) *please*      b) *sure*      c) *of course*

6 - .....does she look like ? - She is tall and thin .

- a) *Where*      b) *What*      c) *When*

7 - The rice is next .....the bread .

- a) *in*      b) *at*      c) *to*

### 2 - Look and write :

.....

.....

.....



### 3 - Read and circle the correct word :



read

draw

walk



farm

school

zoo



lemon

orange

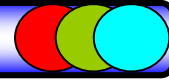
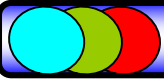
apple



donkey

monkey

key



## New words

Excuse me	معذرة	chips	شيبسي
Can you help me ?	هل من الممكن أن تساعدني	I don't know	لا أعرف
Where .....?	أين ..... ؟	look	ينظر
rice	أرز	great	عظيم
aisle	الرف	thanks	شكراً
next to	بجوار	want – wants	يريد
How about ?	ماذا عن ؟	Let's	هيا

1 - Listen and circle the word with the short vowel :

up	blue	flute	sun
tune	bug	cup	puppy

2 – Listen and complete :-


- Excuse me . .....is the rice , please ?
- It's in the ..... 3 .
- It's next .....the bread
- Great . Thanks .

3 - Read and write :



What's he doing ?

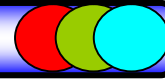
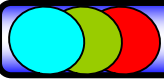
.....



What is this ?

.....





### 1 - Look and write :

.....

.....

.....



### 2 - Read and circle the odd one out:-

flower	park	school	farm
Mona	Kareem	Hoda	Heba
in	on	to	two
friend	mother	father	brother

### 3 - Choose the correct answer from a , b or c :

1 – Pizza is my favourite .....

a ) subject

b ) food

c ) animal

2 – She .....want a parrot .

a ) don't

b ) isn't

c ) doesn't

3 – Pass the pizza , please . - .....one ?

a ) What

b ) How

c ) Which

4 – What does she look .....?

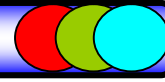
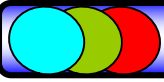
a ) like

b ) likes

c ) lake

### 4 - Read and circle the correct word :

blue	tune	carrot	glue
flute	glue	canary	turtle
bug	rug	parrot	puppy



## New words

meat	لحمة	pasta	نوع من المكرونة
fish	سمك	butter	زبد
cereal	حبوب {فول - عدس}	ketchup	كاتشب
egg	بيضة	vegetables	خضروات

### في حالة السؤال في المضارع البسيط نستخدم التالي :-

Do { you – they – I – we } .....?

Does { he – she – it } .....?

Do you want a parrot ? الإجابة - Yes , I do / No , I don't .

Does she want a lizard ? الإجابة - Yes, she does / No, she doesn't.

1 – I want a parrot  $\xrightarrow{\text{النفى}}$  I don't want a rabbit

2 – He wants a cat.  $\xrightarrow{\text{النفى}}$  He doesn't want a lizard

نستخدم don't مع { they – we – you – I } و الاسم الجمع

نستخدم doesn't مع { He – She – It } و الاسم المفرد

Do you  
Does she

want eggs?

Yes,

I do.

she does.

No,

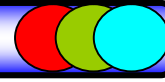
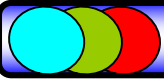
I don't. I want

she doesn't. She wants

pasta.

### 1 – Listen and complete :-

- What's .....?
- I can't .....my dad .
- What does he .....like ?
- He is tall and thin .



## 1 – Look and write :-

you / cereal?

Yes



Do you want cereal ?

Yes, I do .

you / eggs? No / vegetables



Do you want eggs ?

No, I don't , I want vegetables .

he / meat?  
No / fish



Does he want .....

No, He doesn't , he wants .....

she / pasta?  
Yes



Does she want .....

....., ..... , .....

they / ketchup?

No / eggs



Do .....like .....

No, they ....., They like.....

he / meat?  
No / fish



.....he want .....

....., ..... , He likes fish.

## 2 - Read and write :



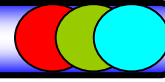
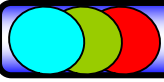
What's he doing ?

.....



What's this ?

.....



1 - Choose the correct answer from a , b or c :

1 - .....you like vegetables ?

a ) Do      b ) Does      c ) Doesn't

2 – Yes , I .....

a ) is      b ) do      c ) does

3 – I like apples , I .....like oranges .

a ) am n't      b ) isn't      c ) don't

4 – Can .....help me , please ?

a ) I      b ) you      c ) is

2 - Listen and circle the word with the short vowel :

egg

cake

bee

rug

meat

car

bed

ruler

3 - Read and circle the odd one out:-

where

what

when

ten

in

one

two

three

rice

milk

meat

bread

lizard

turtle

bird

snake

4 - Look and write :

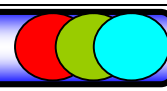
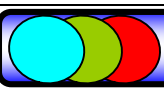
.....

.....

.....







## New words

Short vowel		Long vowel	
cat	قطة	cake	كعكة
bed	سرير	bee	نحلة
pin	دبوس	bike	دراجة
box	صندوق	home	بيت
gum	لبان	lute	عود
nut	بندق - سوداني	tea	شاي
red	أحمر	kite	طائرة ورقية



### للتعبير عن الملكية نستخدم الآتي

لديه - يملك - عنده have got / has got

I - We - You - They have got- ('ve got )

He - She - It has got - ('s got )

أ عند السؤال عن ما عند شخص نستخدم

What has - have + الفاعل + got ?

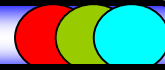
What has Heba got ? → She's got a puppet .

What have they got ? → They've got a puzzle .

أ في صيغة السؤال بـ "هل ....؟" نضع Have - Has قبل الفاعل .

Have you got a parrot ? - Yes , I have .

Has Mona got a hat ? - No, she hasn't .



## 1 - Read and write :




What is he doing ?

What is it ?

.....

.....



What is this ?

What is he doing ?

.....

.....

## 2 - Look and write :

.....

.....

.....



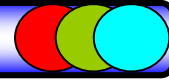
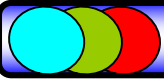
## 3 - Listen and complete :-

1. What's .....?

2. I can't .....my mum .

3. What does .....look like ?

4. She is tall and thin .



1 - Listen and circle the word with the short vowel :

bee

run

luck

bike

bell

glue

June

pin

2 - Choose the correct answer from a , b or c :

1 - .....you want eggs ? - Yes, I do .

a ) Does

b ) Is

c ) Do

2 - I .....got a new bike .

a ) has

b ) have

c ) is

3 - The school is .....to the house .

a ) next

b ) in

c ) on

4 - Mona .....meat and rice .

a ) want

b ) wants

c ) are

3 - Punctuate the following sentences :-



1. what s the time please

.....

2. it s ten o clock

.....

4 - Read and circle the correct word :



rice

bread

swim

tea

cheese

read

sing

milk

vegetables

red

sun

water







# At Mona's House





**D.**  Review. Listen and repeat.



 Where's the ball?

 It's next to the tree.

 Where's the kite?

 I don't know. Let's look.

## Days of the week أيام الاسبوع

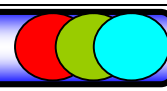
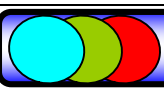
Saturday	السبت	Wednesday	الأربعاء
Sunday	الأحد	Thursday	الخميس
Monday	الاثنين	Friday	الجمعة
Tuesday	الثلاثاء	week	أسبوع

تذكر انه يوضع حرف الجر **on** قبل أيام الاسبوع ( On Saturday – On Sunday – On Monday )

معلم خيبر - ۰۱۲۲۲۶۷۵۴۰۶

## Primary 4 - First Term





## Important Expressions

## تعبيرات هامة

Kareem :-	Let's go to the cinema on Thursday.	هيا نذهب للسينما يوم الخميس .
Mona :-	I can't . How about Friday?	لا أستطيع . ماذا عن الجمعة ؟
Hoda :-	Sorry, I'm busy. Is Saturday okay ?	آسف . أنا مشغول . هل يوافقك السبت ؟
Amr :-	No. What about Sunday?	لا . ماذا عن الأحد ؟
Kareem :-	Sure !	بالتأكيد .
Mona :-	Sounds good !	يبدو جيد
Sokkara:-	Where's the ball?	أين الكرة ؟
Sokkar :-	It's next to the tree.	أنها بجوار الشجرة .
Sokkara:-	Where's the kite?	أين الطائرة الورقية ؟
Sokkar :-	I don't know. Let's look.	لا أعرف . هيا نبحث .

# Grammar

عند تقديم اقتراح نستخدم الآتى :-

١ - ( هيا بنا Let's ) ٢ - ( ماذا عن What about ) ٣ - ( ماذا عن How about )

فى الموافقة نستخدم :-

١ - ( أكيد Sure ) ٢ - ( يبدو جيدا Sounds good ) ٣ - ( موافق Okay )

فى الرفض نستخدم :-

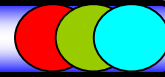
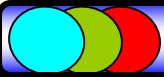
١ - ( آسف Sorry ) ٢ - ( أنا لا أستطيع I can't )

### 1 - Read and circle the odd one out:-

parrot	bird	canary	lizard
orange	banana	bread	apple
Sunday	eleven	twelve	thirteen
ball	fat	tall	thin

### 2 - Listen and circle the word with the short vowel :

bag	bell	butter	home
flag	bee	blue	box



1 - Choose the correct answer from a , b or c :

1 – Let's go to the cinema .....Thursday ?

a ) in

b ) on

c ) at

2 - ....., I am busy .

a ) Sure

b ) Okay

c ) Sorry

3 – What .....Friday ?

a ) about

b ) in

c ) next

4 – It's next .....the tree .

a ) on

b ) to

c ) at

2 - Look and write :


.....

.....

.....



3 - Read and write :



What is this ?

.....



What is that ?

.....



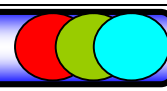
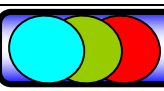
What is he doing ?

.....



What is this ?

.....



## New words

let's	هيا بنا	have a snack	يتناول وجبة خفيفة
cinema	سينما	exercise	يتدرب
How about ?	ماذا عن .... ؟	use a computer	يستخدم كمبيوتر
What about ..?	ماذا عن .... ؟	watch videos	يشاهد الفيديو
I'm busy	أنا مشغول	do homework	يعمل الواجب
sound good	يبدو جيدا	listen to music	ينصت للموسيقى
sorry	آسف	clean up	ينظف
Let's look	هيا نبحث	wash the car	يغسل السيارة

# Grammar

## عند السؤال عن الوقت نستخدم ( متى When )

1 - When do you wash the car ? متى تغسل السيارة ؟

I wash the car in the morning . أنا أغسل السيارة في الصباح.

2 - When does he wash the car ? متى هو يغسل السيارة ؟

He washes the car in the morning . هو يغسل السيارة في الصباح.

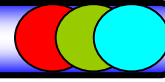
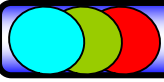
لاحظ الآتي :-

إذا انتهى الفعل بـ ( s - ss - ch - sh - o - x ) يتم اضافة es إذا كان الفاعل مفرد غائب (He - She - It - أسم مفرد)

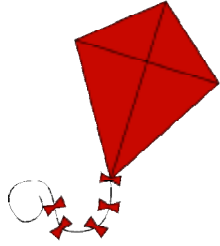
When	do you	exercise?	I exercise	in the	morning.
	does he				afternoon.
					evening.
			He exercises	at night.	

have → has	exercise → exercises
use → uses	watch → watches
do → does	listen → listens
clean → cleans	wash → washes



### 1 - Read and circle the correct word :



fish

key

bikes

cake

pizza

bus

books

rice

chips

kite

balls

bread

### 2 – Listen and complete :-

1. Where .....the ball ?
2. It's next .....the tree.
3. There is a kite .
4. I don't know . let's .....

### 3 - Read and write :

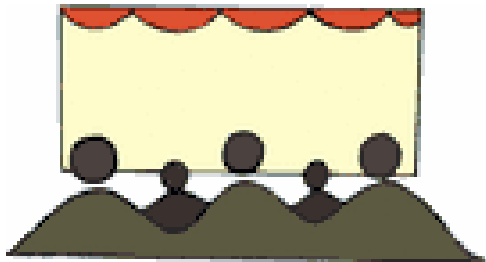


What is this ?

What's he doing ?

.....

.....



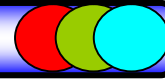
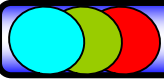
What is it ?

What is it ?

.....

.....





### 1 - Look and write :



.....

.....

.....

### 2 - Listen and circle the word with the short vowel :

duck

flute

bus

rabbit

blue

gum

June

canary

### 3 - Choose the correct answer from a , b or c :

1 – How .....Friday ?

a ) about

b ) in

c ) at

2 – Do .....want eggs ?

a ) she

b ) you

c ) he

3 – Yes , I .....

a ) is

b ) does

c ) do

4 – What does he .....like ?

a ) look

b ) book

c ) ball

### 4 - Read and circle the odd one out:-

bike

ball

car

bus

eat

read

bread

swim

father

mother

sister

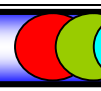
friend

tall

short

run

fat



# Around Town



## D. Review. Listen and repeat.



Let's have a snack.

Sounds good!

Do you want vegetables?

No, I don't. I want fruit.

١ - تأتي (do) مع (I - you - we - they) .

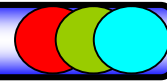
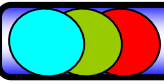
٢ - تأتي (does) مع (he - she - it) .

٣ - يتم إضافة (S) للفعل إذا كان الفاعل (he - she - it) و لا تضاف مع باقي الضمانر.

٤ - للسؤال عن الوقت نستخدم (when - متى) و عن المكان (where - أين) .

٥ - للإجابة عن سؤال به كلمة (doing) نستخدم المضارع المستمر He/She is + verb+ ing

تذكر جيداً:-



## Important Expressions

## تعبيرات هامة

Man :-	May I help you?	هل يمكن أن اساعدك ؟
Woman :-	Yes, please. One ticket to Alexandria.	نعم . من فضلك تذكرة واحدة الى الاسكندرية .
Man :-	Single or return?	ذهاب . أم ذهاب و عودة ؟
Woman :-	Single, please.	ذهاب فقط .
Woman :-	What time does it leave?	مت يغادر القطار ؟
Man :-	2:45. Please hurry!	الساعة ٢,٤٥ أسرع من فضلك .
Sokkar:-	Let's have a snack.	هيا نتناول وجبة خفيفة .
Sokkara :-	Sounds good!	يبدو جيدا .
Sokkar:-	Do you want vegetables?	هل تريد خضراوات ؟
Sokkara :-	No, I don't. I want fruit.	لا . أريد فاكهة .

### 1 – Listen and complete :-

- Let's go to the cinema .....Thursday .
- I can't , How .....Friday ?
- .....! I am busy , Is Saturday okay ?
- Sure! sounds .....

### 2 - Read and circle the odd one out:-

Sunday	Holiday	Monday	Tuesday
is	am	are	what
school	read	sing	swim
car	plane	bus	ship

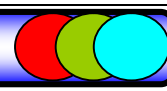
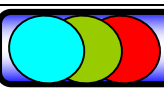
### 3 - Look and write :

.....

.....

.....





## New words

May I help you?	هل يمكنني أن أساعدك؟	hurry	يسرع - أسرع
ticket	تذكرة	around town	حول المدينة
Alexandria=Alex.	الأسكندرية	I'm sorry .	أسف
single ticket	تذكرة ذهاب فقط	work	يعمل - عمل
return ticket	تذكرة ذهاب وعودة	school	مدرسة
leave	يغادر	seashell	صدفة البحر

### 1 - Read and write :



What is he doing ?



What is this ?

تذكر When للسؤال عن الوقت .



When does he do his homework ?



What is he doing ?

### 2 - Listen and circle the word with the short vowel :

net

queen

duck

door

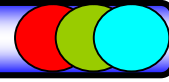
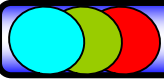
nine

vet

nurse

dog





1 - Choose the correct answer from a , b or c :

1 – Do you like popcorn ? - Yes I .....

a ) does

b ) am

c ) do

2 – When does .....exercise ?

a ) she

b ) we

c ) you

3 – I exercise .....the morning .

a ) at

b ) on

c ) in



4 – How .....Friday ?

a ) old

b ) about

c ) for

2 - Read and circle the correct word :



blue

lizard

elephant

carrot

glue

snake

tiger

parrot

flute

lion

turtle

canary

3 - Punctuate the following sentences :-

1. no i can t

.....

2. do you like english

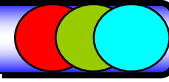
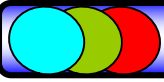
.....

4 – Listen and complete :-

1. What's .....?

2. I can't .....my mum .

3. What does she look .....?



## Grammar

### عرض المساعدة و الرد عليه

1 – May I help you ؟ هل يمكن أن اساعدك ؟

2 – Can I help you ؟ أستطيع أن أساعدك ؟

è Yes , please . نعم من فضلك .

الرد بالموافقة

è No , thank you . لا شكرا

الرد بالرفض

### ملحوظات هامة - تذكر

Let's + المصدر

è Let's play football .

How about + V. + ing – (or noun )

è How about eating pizza .

What about + V. + ing (or noun )

è What about reading a story

Why don't { we – you – they } + المصدر è Why don't we do homework .

يأتي حرف الجر in قبل فترات اليوم ( in the morning – in the afternoon – in the evening )

يأتي حرف الجر at قبل كلمة night ( At night )

تأتي do( don't) مع ( I – you – we – they ) و تأتي does(doesn't) مع ( He – She – It )

يأتي حرف الجر on قبل أيام الاسبوع ( On Friday – On Monday – On Thursday )

السؤال عن ما حدث نستخدم ( What's wrong ما الأمر )

السؤال عن شكل شئ او شخص نستخدم ( What does( he – she – it) look like ? )

للتعبير عن الملكية نستخدم ( have – has )

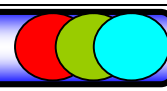
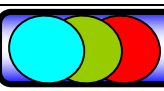
تأتي have مع ( I – You – We – They ) و تأتي has مع ( He – She – It )

يتكون المضارع المستمر من ( am – is – are + verb + ing )

إذا بدأ السؤال بـ Do تنتهي الإجابة بـ do – don't  
Do you like ice cream ? Æ Yes, I do. / Æ No, I don't .

إذا بدأ السؤال بـ Does تنتهي الإجابة بـ does – doesn't

Does she like ice cream ? Æ Yes, she does. / Æ No, she does n't .



## New words

bus	أتوبيس	underground	المترو
aeroplane	طائرة ركاب	train	القطار
car	سيارة	taxi	سيارة أجرة - تاكسي
ferry	معدية	seashore	شاطئ

### 1 - Look and write :



### 2 - Listen and complete :-

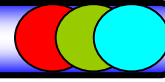
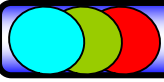
- Excuse me , can you .....me ?
- Sure!
- Where is .....rice ?
- It is in the .....three .

### 3 - Listen and circle the word with the short vowel :

rice	tall	cereal	pin
thin	cat	egg	bike

### 4 - Read and circle the odd one out:-

house	school	chicken	cinema
Where	are	When	What
car	wash	clean	watch



## كيفية تكوين السؤال في زمن المضارع البسيط .

نستخدم اداة الاستفهام (How) فى حالة السؤال عن الطريقة او الوسيلة بمعنى (كيف)

1-Mr.Ali goes to school on foot      How does Mr. Ali go to school?

2-We go to school by bus      How do you go to school?

3-They go to Cairo by train.      How.....?

4-He goes to work by taxi      How.....?

لأخذ الآتى

- How do you go to school?      → I go to school by bus.  
- How does he go to work?      → He goes to work by train.

{ I – We – They – You } ياتى الفعل فى المصدر مع go →

{ He – She – It } مع { es - s } ياتى الفعل مضاف له goes →

تأتى { by } مع

(bus – car – train – underground -ferry– bicycle – taxi –aeroplane )

I go to school on foot .      و تأتى on مع foot -

راجع معى الآتى

فعل يكون " to be " Verb		
Subject Pronouns	ضمائر الفاعل	المضارع البسيط Present Simple
I	أنا	am ( 'm )
You	أنت / أنتم	are ( 're )
We	نحن	
They	هم ( للعاقل وغير العاقل )	
He	هو	is ( 's )
She	هي	
It	هو – هي ( لغير العاقل )	

إذا جاء فى السؤال كلمة doing نقوم بالتالى :-

١ - نستخدم ضمير الفاعل الموجود بالسؤال

٢ - نضع الفعل المساعد المناسب للفاعل

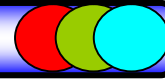
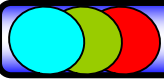
٣ - نضيف للفعل ing

1-What is he doing ?



He is swimming .





## New words

ch	tch	sh
chicken دجاج	kitchen مطبخ	fish سمكة
peach خوخ	watch يشاهد	shin الساق - وافي
chop قطعة	witch ساحرة	shell صدفة
chin الذقن	catch يمسك / يصطاد	leash المقود للكلاب
cheat الغش	match يصل / يطابق	shop محل
lunch غداء		cash نقداً
		sheet صفحة

### 1 - Put:- { am – is – are }

- |                             |                         |
|-----------------------------|-------------------------|
| 1- He ..... a farmer .      | 6- This.....my pen.     |
| 2- She .....a nurse .       | 7- Sokarra .....my doll |
| 3- You .....my brother .    | 8- We .....fine. thanks |
| 4- I .....seven years old . | 9- Hoda .....at school  |
| 5- They .....my family .    | 10- It .....a cat.      |

### 2 - Choose the correct answer from a , b or c :

1 - What .....reading a book ? - sounds good .

- a) about      b) please      c) thanks

2 - .....has got a black bike .

- a) We      b) They      c) He

3 - I go to the .....to see a film .

- a) park      b) cinema      c) school

4 - .....about writing the homework ? - Sure !

- a) Where      b) What      c) When

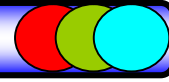
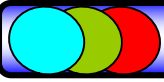
5 - They .....got a new school .

- a) have      b) am      c) is

6 - My mum goes to the work by .....

- a) plane      b) bike      c) car





### 1 - Read the following :-

1. She sells seashells at the seashore.



2. There's a peach and a chicken in the kitchen.



### 2- Finish the sentences with these words:

{ have got – has got }

1. I ..... a ball.
2. He ..... a red shirt.
3. She ..... a sister.
4. They ..... a big school .
5. We ..... many friends .

### 3 - Read and circle.

1-How does ( he-she) go to (work-school) ?  
(He -She ) work goes to (work-school) by bus.

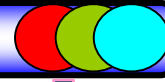
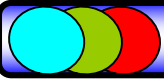


2-How do (they -we) go to ( work- school)?  
(They -We) go to ( work- school) by taxi.



3. How does (he - she) go to ( work- school) ?  
(He-She ) school goes to ( work- school) by ferry





# At the hospital



D. Review. Listen and repeat.



When do you exercise?



I exercise in the morning.



How do you go to work?



I go to work by bus.

## ١ - أيام الأسبوع Days of the week

Saturday - Sunday - Monday - Tuesday - Wednesday - Thursday - Friday

- يسبق جميع أيام الأسبوع حرف الجر {on} - أن أيام الأسبوع تبدأ بحرف كبير {capital}

## ٢ - أسماء الإشارة أسماء الإشارة

This

اسم إشارة للمفرد القريب

That

اسم إشارة للمفرد البعيد

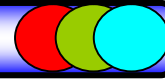
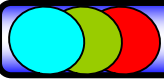
These

اسم إشارة للجمع القريب

Those

اسم إشارة للجمع البعيد





## Important Expressions

## تعبيرات هامة

<b>Nurse :-</b>	What's your address?	ما عنوانك ؟
<b>Woman :-</b>	31 Tahrir Street.	٣١ شارع التحرير .
<b>Nurse :-</b>	Pardon me?	معذرة .
<b>Man :-</b>	31 Tahrir Street.	٣١ شارع التحرير .
<b>Nurse :-</b>	How do you spell "Tahrir"?	كيف تتهجى تحرير .
<b>Man :-</b>	T-a-h-r-i-r.	
<b>Nurse :-</b>	Thank you. Have a seat, please.	شكرا - اجلس من فضلك .
<b>Man :-</b>	Thanks.	شكرا .
<b>Doctor :-</b>	When do you exercise?	متى تقوم بالتدريبات الرياضية ؟
<b>Patient :-</b>	I exercise in the morning.	أنا أتدرب في الصباح .
<b>Doctor :-</b>	How do you go to work?	كيف تذهب للعمل ؟
<b>Patient :-</b>	I go to work by bus.	أذهب للعمل بالأتوبيس .

## للسؤال عن العنوان نستخدم

**What's your address , please?**

1 - Choose the correct answer from a , b or c :

1 – Where .....the book? It's in the bag .

a) is                      b) are                      c) have

2 – She .....got a red bag .

a) have                      b) are                      c) has

3 – The cinema is next .....the zoo .

a) to                      b) on                      c) at

4 - Do you want a pencil ? Yes , I .....

a) does                      b) do                      c) is

5 - They .....watching the video .

a) are                      b) am                      c) is

2 - Punctuate the following sentences :-

1. may i help you

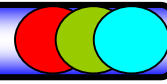
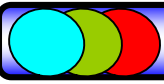
.....

2. sorry i can t



.....







## 1 - Read and write :



Do you like bananas ?

Where are they ?

.....

.....



What is he doing ?

What is this ?

.....

.....

## 2 - Read and circle the correct word :



wash

donkey

banana

watch

watch

monkey

apple

peach

cash

lion

orange

shell

## 3 - Listen and circle the word with the short vowel :

can

meat

dog

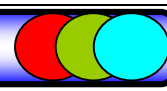
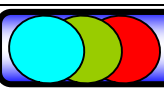
home

cake

vet

door

box



## New words

address	عنوان	thanks	شكراً
street	شارع	have a seat	اجلس
Pardon me ?	معذرة	please	من فضلك
hurt	يؤذي - يؤلم	hug	يحضن
thank you	شكراً لك	son	ابن
أجزاء الجسم Parts of the body			
eye - eyes	عين - عيون	ear - ears	أذن
finger - fingers	اصبع اليد - اصابع	knee - knees	ركبة
leg - legs	ساق - سيقان	arm - arms	ذراع
hand - hands	يد - ايادي	foot - feet	قدم - أقدام

# Grammar

## Plural forms:- صور الجمع:-

1 - عادة عند جمع الاسم المفرد يضاف له حرف (s)  
book (books) / car (cars) / plane (planes)

2 - يضاف للاسم المفرد (es) عندما ينتهي بالأحرف الآتية:

(s - ss - sh - ch - o - x)

أمثلة: bus (buses) - dress(dresses) - fish (fishes)  
sandwich (sandwiches) - box (boxes)

3 - وعندما ينتهي الاسم المفرد بحرف (y) قبله حرف ساكن ، نحول (y)

إلى ( i ) ونضيف (es) أي يكون منتهي بـ (ies) أمثلة:-

family à ( families ) / body à ( bodies )

x x و لكن إذا جاء قبل ال (y) حرف متحرك (a,e,i,o,u) نضيف (s) فقط مثل :-  
boy(boys) / day (days) / donkey (donkeys)

4- لجمع الأسماء التي تنتهي بـ ( fe - f ) تحذف و نحول إلى ( ves )

A wife زوجة à wives / a loaf رغيف à loaves

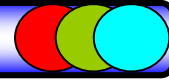
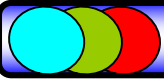
5- يوجد بعض الأسماء ليس لها قاعدة ( جمع شاذ ) و يجب حفظها كما هي مثل

A man à men / a mouse à mice / a foot à feet

6- يوجد بعض الأسماء تستخدم في صيغة الجمع و تعامل معاملة الجمع مثل

socks - shoes - shorts - trousers - jeans - glasses





1 - Choose the correct answer from a , b or c :

1 – My .....is 31 Tahrir Street . .

a) address

b) dress

c) town

2 –.....me , can you help me please?

a) Excuse

b) How

c) What

3 – I exercise .....the morning .

a) at

b) on

c) in

4 – Where is the ....., please ? .

a) nice

b) rice

c) morning

5 - Hoda .....listening to music .

a) are

b) am

c) is

6 – I go to school .....bus .

a) to

b) by

c) at

2 – Listen and complete :-

1. Where .....the ball ?

2. It's next .....the tree .

3. Where is .....kite ?

4. I don't ....., let's look .

3 - Read and circle the odd one out:-

watch

listen

computer

wash

week

morning

afternoon

evening

on

two

in

under

leg

arm

hand

jacket

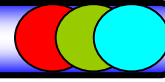
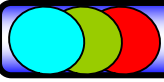
4 - Punctuate the following sentences :-

1. what s your address please

.....

2. i have english on monday

.....



## تذكر علامات الترقيم

يتم تغيير الحرف الأول من الكلمة من Small الى Capital في الحالات الآتية :-

١ - في بداية الجملة They are swimming.

٢ - أسماء الأشخاص و البلاد و المدن و أيام الأسبوع و الأماكن المشهورة و اللغات

٣ - الضمير I دائما ياتي Capital في اي مكان في الجملة

٤ - نضع نقطة في نهاية الجملة الخبرية Full stop

٥ - نضع علامة استفهام ( ؟ ) في نهاية السؤال أي إذا بدء بالتالي :-

(do – does – did – is – are – have – has – had  
– can – could – will – what – where – when – who )

٦ - نضع ( , ) comma بعد yes – no و قبل أسم المنادى و كذلك للفصل بين جمع أكثر من اثنين

٧ - نضع ( ' ) apostrophe بعد الملكية مثل ( Ali's book ) كذلك في حالة الاختصار مثل (I'm – He's –n't)

### 1 – Circle the odd one out and replace it with a correct one :-

1.	seven	eight	nine	pencil
2.	doctor	farmer	hospital	nurse
3.	tiger	lion	donkey	apple
4.	green	read	blue	yellow

### 2 - Look and write :

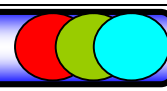
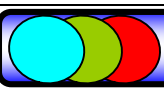
.....

.....

.....








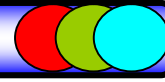
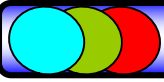
## New words

ذ Voiced " th "	ث Voiceless " th "
mother	أم bath
father	أب thirsty
brother	أخ Thursday
grandfather	جد three
grandmother	جده mouth
this	هذا / هذه north
that	تلك thick
they	هم maths
there	هناك thanks
	ياخذ حمام
	عطشان
	الخميس
	3
	فم
	شمال
	كثيف
	رياضيات
	شكراً

Write the words under the picture :-



1- .....	2- .....	3- .....	4- .....	5- .....
6- .....	7- .....	8- .....	9- .....	10- .....
11- .....	12- .....	13- .....	14- .....	15- .....
16- .....	17- .....	18- .....	19- .....	20- .....
21- .....	22- .....	23- .....		



1 - Read and circle the odd one out:-

English	Arabic	Maths	juice
doctor	cinema	hospital	school
eat	drinking	swim	jump
black	blue	brown	ball

2 - Read and circle the correct word :

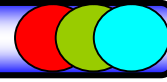
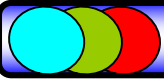
rice	canary	lute	jar
fish	parrot	piano	jam
pasta	lizard	flute	gum

3 - Listen and circle the word with the short vowel :

box	cake	leg	peach
door	car	feet	bell

4 - Match the sentences with the pictures :-

1. Watch the video .	
2. Do homework .	
3. Wash the car .	
4. Do exercises .	
5. Have a snack .	



## Possessive adjectives صفات الملكية

أنا	هو	هي	مفرد غير عاقل	أنت – أنتم	نحن	هم – هن
I	He	She	It	You	We	They
My	His	Her	Its	Your	Our	Their

نستخدم صفات الملكية لكي نبين أن شيئاً ما يخص شخصاً ما

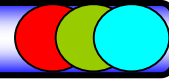
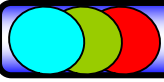
صفات الملكية : نستخدم دائماً مع اسم ( أي يجب أن يتبعها اسم )

أمثلة Examples	
my book	كتابي
his book	كتابه
her book	كتابها
its food	طعامها
your book	كتبك – كتبكم
our book	كتبنا
their book	كتبهم

My		foot hurts.		Your
Your				
His				
Her				
Its				
		feet hurt.		Their
				Our

1 - Read and circle the odd one out:-

lion	tiger	elephant	chicken
cinema	farm	school	help
eleven	twelve	colour	thirteen
blue	run	jump	sleep



### 1 - Read and write :



How do you go to the work ?

I go to the work by.....

What is this ?

This is a .....



What is this ?

It is a .....

Do you like rice ?

Yes, .....

### 2 - Look and write :

.....

.....

.....



### 3 - Listen and circle the word with the short vowel :

ear

bug

tune

go

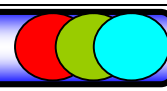
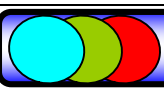
egg

blue

up

foot





البدروف الحرف

- 1) sh خروف sheep - طبق dish - سمكة fish نطق (شه)
- 2) ch جبنة cheese - مدرس teacher - كرسي chair نطق (نشه)
- 3) ph أبو الهول sphinx - فيل elephant - تليفون phone نطق (فه)
- 4) th أم mother - أب father - ثلاثة three نطق (ته - ذه)
- 5) gh ليلة night - عالي high - يمين right نطق (ه)
- 6) tion محطة - مركز station - معلومة information - عمل action نطق (شر)

قاعدة حرف الـ C

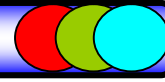
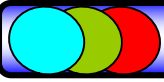
أ ينطق حرف الـ (C) س إذا جاء بعده (e - i - y) أما إذا جاء بعده أي حرف آخر فهو ينطق (ك) ماعدا حرف (H) لأن حروف (ch) تنطق (تش) كما ذكرنا قبل ذلك .

- 1) ice cream نطق الأول (س) لوجود حرف الـ (e) بعده { أيس كريم }
- 2) circle نطق الأول (س) لوجود حرف الـ (i) بعده { دائرة }
- 3) bicycle نطق الأول (س) لوجود حرف الـ (y) بعده { دراجة }




1 - Punctuate the following sentences :-

1. what s your address



# At the lost and found table



**D.** Review. Listen and repeat.



What's wrong?



My ear hurts.



Pardon me?

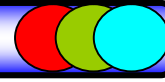
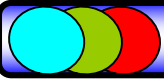


My ear hurts.



Oh. Let's go to the nurse.

- أستعمل can للتعبير عن القدرة على فعل شيء ( أنا أستطيع أن أسبح I can swim )  
 أستعمل can't للتعبير عن عدم القدرة على فعل شيء ( أنا لا أستطيع الطيران I can't fly )  
 يأتي بعد can - can't مصدر الفعل  
 السؤال عن اللون نستخدم ( ما لون ....؟ What colour....? )  
 السؤال عن العنوان نستخدم ( ما عنوانك ؟ What's your address ? )  
 السؤال عن الوقت نستخدم ( ما الوقت ؟ What time is it ? )  
 لتقديم اقتراح نستخدم ( ماذا عن ...؟ / How about ..? What about ...? ) ( هيا Let's )



## Important Expressions

## تعبيرات هامة

<b>Kareem :-</b>	What are you looking for?	ما الذى تبحث عنه ؟
<b>Mona :-</b>	My watch! I can't find it.	ساعتي . أنا لا أستطيع أن أجدها .
<b>Kareem :-</b>	Don't worry. I'll help you look for it.	لا تقلق . سوف اساعدك .
<b>Mona :-</b>	Okay. Thanks.	شكرا .
<b>Kareem :-</b>	What colour is it?	ما لونها ؟
<b>Mona :-</b>	It's red and blue.	انه احمر و أزرق .
<b>Teacher :-</b>	What's wrong?	ما الأمر ؟
<b>Pupil :-</b>	My ear hurts	أذنى تؤلمنى .
<b>Teacher :-</b>	Pardon me?	معذرة ؟
<b>Pupil :-</b>	My ear hurts.	أذنى تؤلمنى .
<b>Teacher :-</b>	Oh. Let's go to the nurse.	هيا نذهب للممرضة .

**تذكر جيدا** - إذا جاء فى السؤال ( does ) نضيف للفعل فى الإجابة ( s – es – ies )

### 1 - Read and write :



How does he go to school ?

He goes to school by .....




How does he go work ?

.....



Does she like cats ?

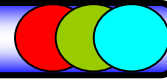
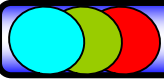
No, she.....




What time does it leave ?

It leaves at .....





## 1 - Read and write :



How does he go to work ?

What are these ?

.....

They are .....



What is it ?

What is it ?

.....

.....

## 2 - Look and write :

.....

.....

.....



## 3 - Listen and complete :-

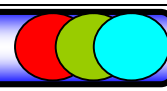
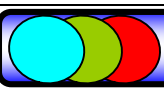
1. What are you looking .....

2. My watch! I can't .....it .

3. Don't ..... . I will help you look for it .

4. Okay ! thanks .





## New words

look for	يبحث عن	wrong	خطأ
watch	يشاهد	hurt	يؤذي
find	يجد	nurse	ممرضة
don't worry	لا تقلق	hairbrush	فرشاة للشعر
Whose ?	ملك من ؟	glasses	نظارة
this - these	هذا - هؤلاء للقريب	camera	كاميرا
that - those	تلك - أولئك للبعيد	umbrella	شمسية
will = 'll	سوف	wallet	محفظة
help	يساعد	lunchbox	صندوق غداء
What colour ?	ما لون	jacket	جاكت

# Grammar

للسؤال عن ملكية الأشياء { صاحب الشيء } نستخدم أداة الإستفهام **Whose** بمعنى { لمن ؟ - ملك من ؟ }  
**للسؤال عن الأشياء المفردة نستخدم :-**

للمفرد القريب Whose + أسم الشيء + is this?

للمفرد البعيد Whose + أسم الشيء + is that?

و تكون الإجابة اسم صاحب الشيء أو ضميره مضاف له 's It is +

Whose ball is this ? -It is Kareem's ball Or - It is his

**للسؤال عن الأشياء الجمع نستخدم :-**

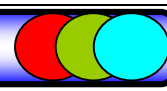
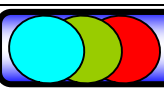
للجمع القريب Whose + أسم الشيء + are these?

للجمع البعيد Whose + أسم الشيء + are those?

و تكون الإجابة اسم صاحب الشيء أو ضميره مضاف له 's They are +

Whose books are these ? -They are Kareem's books

Whose	camera is	this? that?
	keys are	these? those?
		mine. yours. his. hers. theirs. ours.



## Possessive pronouns ضمائر الملكية

أنا	هو	هي	مفرد غير عاقل	أنت - أنتم	نحن	هم - هن
I	He	She	It	You	We	They
Mine	His	Hers	Its	Yours	Ours	Theirs

### ضمائر الملكية لا يأتي بعدها أسم.

- |                           |                 |
|---------------------------|-----------------|
| 1 - This book is mine .   | هذا الكتاب لي . |
| 2 - This book is his .    | هذا الكتاب له   |
| 3 - This book is hers .   | هذا الكتاب لها  |
| 4 - This food is its .    | هذا الطعام لها  |
| 5 - This book is yours .  | هذا الكتاب لكم  |
| 6 - This book is ours .   | هذا الكتاب لنا  |
| 7 - This book is theirs . | هذا الكتاب لهم  |

1 - Listen and circle the word with the short vowel :

wash	queen	car	lute
watch	key	tape	gum

2 - Choose the correct answer from a , b or c :

1 - Kareem has a book , that's .....book .

- a ) my      b ) his      c ) her

2 - That is Mona's bike , that's .....

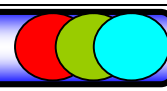
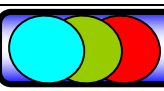
- a ) mine      b ) ours      c ) hers

3 - Do you want eggs ? - Yes , I .....

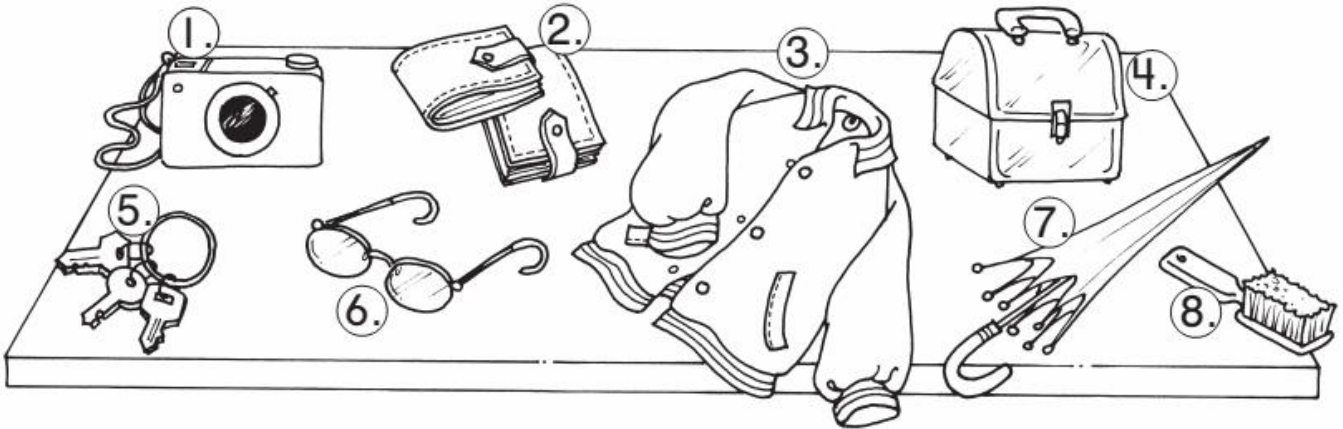
- a ) is      b ) can      c ) do

4 - What does he look .....?

- a ) bike      b ) like      c ) lake

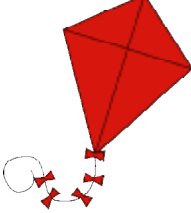

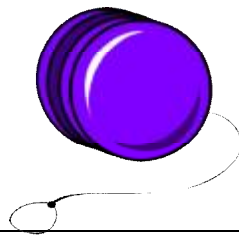



## 1 - Write the words under the pictures :-





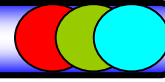
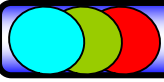
1. \_\_\_\_\_ 2. \_\_\_\_\_ 3. \_\_\_\_\_ 4. \_\_\_\_\_  
5. \_\_\_\_\_ 6. \_\_\_\_\_ 7. \_\_\_\_\_ 8. \_\_\_\_\_

## 2 - Read and circle the correct word :

			
car	ox	yoyo	meat
bike	box	pencil	bread
kite	book	ball	rice

## 3 - Look and write :

.....	 
.....	
.....	



### 1 - Punctuate the following sentences :-

1. what s your address

.....

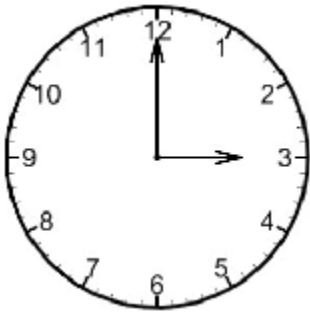
2. don t worry mona

.....

### 2 - Read and circle the odd one out:-

this	that	three	these
red	read	brown	blue
hand	head	eye	jacket
milk	eight	nine	ten

### 3 - Read and write :



What time is it , please ?

.....



How do they go to school ?

.....



What is it ?

.....

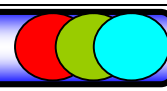
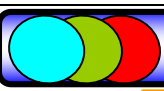


What is this ?

.....





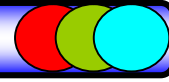
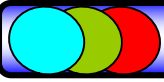


# Review 2



## New words

name	اسم	have	يملك
What's your name ?	ما اسمك ؟	has	يملك
address	عنوان	ferry	معدية
feel	يشعر	bicycle	دراجة
sick	مريض	want	يريد
Ouch!	آخ ( للدهشة )	at night	بالليل
Whose ?	ملك من ؟	in the afternoon	بعد الظهر
sorry	أسف	go to	يذهب إلى
doctor	طبيب	by car	بالسيارة
teacher	مدرس	by bus	بالتوبيس
maths	رياضيات	hurt	يؤذي
baby	طفل رضيع	mine	ملكي
sky	سما	glasses	نظارة
chicken	دجاج	hers	ملكها
thirsty	عطشان	his	ملكه
peach	خوخ	glasses	نظارة



### 1 – Listen and complete :-

1. When ..... you exercise ?
2. I exercise .....the morning .
3. How do you .....to the work ?
4. I go .....bus .

### 2 - Choose the correct answer from a , b or c :

1 – May I .....you ?

a ) help

b ) read

c ) run

2 – I do homework .....the evening .

a ) at

b ) on

c ) in

3 – It's next .....the tree .

a ) in

b ) to

c ) on

4 – No, I .....

a ) do

b ) is

c ) don't

### 3 - Listen and circle the word with the short vowel :

glue

pin

nurse

six

up

bike

gum

kite

### 4 - Read and circle the odd one out:-

tiger

horse

lion

queen

ten

Saturday

Sunday

Monday

yellow

swim

brown

blue

underground

train

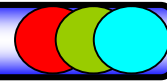
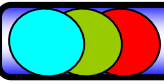
chicken

bicycle

### 5 - Punctuate the following sentences :-

1. it s red and blue

.....



# Exam

1 - Listen and circle the word with the short vowel :

train	car	up	feet
cat	cake	lute	eye

2 – Listen and complete :-

- What's .....
- I can't .....my mum .
- What does she .....like ?
- .....is tall and thin

3 - Choose the correct answer from a , b or c :

1 – Where .....the rice , please ?

a ) are

b ) am

c ) is

2 – It's next .....the bread .

a ) to

b ) in

c ) at

3 – Let's .....to the cinema .

a ) go

b ) going

c ) goes

4 - .....time does it leave ?

a ) How

b ) Where

c ) What

4 - Read and circle the correct word :



vet

teacher

nurse



jacket

glasses

pencil



kitchen

fish

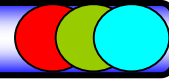
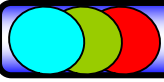
chicken



lizard

snake

bug



### 5 - Read and circle the odd one out:-

cheese	peach	finger	bread
my	she	his	her
lizard	father	mother	brother
thirty	thirsty	forty	fifty

### 6 - Read and write :



What is this ?

How does he go work ?

.....

.....



What is it ?

What's he doing ?

.....

.....

### 7 - Look and write :

.....

.....

.....



### 8 - Punctuate the following sentences :-

1. what s your name

.....