

# Unit 1

## Meeting people

## مقابلة الناس

### Vocabulary كلمات الوحدة الأولى

|  |  |  |   |  |   |
|--|--|--|---|--|---|
| <br><b>أهلاً</b><br><b>Hello</b>    | <br><b>ولد</b><br><b>boy</b>      | <br><b>بنت</b><br><b>girl</b>         | <br><b>رجل</b><br><b>man</b>          | <br><b>إمرأة</b><br><b>woman</b>  | <br><b>عروسة تحرك باليد</b><br><b>puppet</b> |
| <br><b>طفل رضيع</b><br><b>baby</b> | <br><b>طائر</b><br><b>bird</b>   | <br><b>قلم</b><br><b>pen</b>         | <br><b>قلم رصاص</b><br><b>pencil</b> | <br><b>بيانو</b><br><b>piano</b> | <br><b>بيتزا</b><br><b>pizza</b>            |
| <br><b>شنطة</b><br><b>bag</b>     | <br><b>دراجة</b><br><b>bike</b> | <br><b>فول</b><br><b>beans</b>      | <br><b>حزام</b><br><b>belt</b>      | <br><b>خوخ</b><br><b>peach</b>  | <br><b>فطيرة</b><br><b>pie</b>             |
| <br><b>دبوس</b><br><b>pin</b>     | <br><b>إناء</b><br><b>pot</b>   | <br><b>يضع</b><br><b>put</b>        | <br><b>جرس</b><br><b>bell</b>       | <br><b>كتاب</b><br><b>book</b>  | <br><b>كرة</b><br><b>ball</b>              |
| <br><b>سعيد</b><br><b>happy</b>   | <br><b>حزين</b><br><b>sad</b>   | <br><b>طائرة ورق</b><br><b>kite</b> |   |  |   |

# Conversation Time

وقت المحادثة

Unit 1

Lesson 1

Page 1



## In the Neighbourhood

### Conversation Time

A. Listen and repeat.

B. Listen and find the speakers.

C. Role-play the conversation with a partner.



Good morning.

Hello! How are you?

Fine, thank you.



Match:

- Good morning.

- Hello! How are you?

- Fine, thank you.





## Conversation Time



Hello! How are you?

Fine, thank you.



### A. Read and match.

1. Good morning.

2. Hello! How are you?

3. Fine, thank you.



### B. Look and write.

1.

Hello

are

morning

thank



1. Good

2. Hello! How are you?

3. Fine, thank you.

## Language Focus

### 1- Greetings

### التحيات

- تستخدم (Good morning) للتحية في الصباح (صباح الخير)
- تستخدم (Hi - Hello) للتحية أو رد التحية

### 2- Asking about health

### السؤال عن الصحة

- تستخدم (How are you?) للسؤال عن حالة شخص ما.
- تستخدم (Fine, thank you) للرد على سؤال كيف حالك؟






# General Exercises on Conversation Time

## Oral تدريب شفوي

### 1- Point and identify the object

أشـر و حدد الشـيء

|        |   |  |   |
|--------|---|--|---|
| puppet |  |  |  |
| man    |  |  |  |
| woman  |  |   |  |

### 2- Act the instructions:

قم بتنفيذ الأوامر

1- Stand up

2- Sit down

3- Open the book.

### 3- Read the following

اقرأ الآتي:

1- Good morning.

2- How are you?

3- Hi

### 4- Count

عد

|       |   |       |       |    |       |
|-------|---|-------|-------|----|-------|
| 1     | 2 | ..... | 4     | 5  | ..... |
| ..... | 8 | ..... | ..... | 11 | ..... |

## Writing تدريب تحريري

### 1- Write the letter:

أكتب الحرف المناسب أمام الصورة

A

B

c

D

E



..... Sokkara.

..... Puppet.

..... boy.

..... Kareem.

..... girl.



## 2- Listen and fill in the gaps:

استمع و أكمل الفراغات

Good

you

How

1- ..... morning.

2- Hello! ..... are you?

3- Fine, thank .....

## 3- Circle the word:

ضع دائرة حول الكلمة الصحيحة



Hello  
man



bell  
boy



girl  
pot



woman  
man



woman  
man



boy  
puppet

## Word Time

وقت الكلمات

Unit 1

Lesson 2

Page 2

**A.**  Listen and repeat.



1. Mona



2. Kareem



3. Sokkara




4. girl



5. boy



6. puppet



Listen and point

استمع و أشر:

A: Good morning, Kareem.

B: Hello, Mona . Hello, Sokkara.

A: Hi, Ali.

B: Hi, Hisham.



## Drill

Write the letter:

أكتب الحرف المناسب أمام الصورة

A



B



c



D



E



..... baby.

..... puppet.

..... boy.

..... girl.

..... woman.

## Word Time



Mona



Kareem



Sokkara



girl



boy



puppet

### A. Look and match.



Mona



girl



Kareem



boy



Sokkara



puppet

### B. Write the letter.



1. \_\_\_\_ b \_\_\_\_ Mona
2. \_\_\_\_ Kareem
3. \_\_\_\_ Sokkara
4. \_\_\_\_ boy
5. \_\_\_\_ girl
6. \_\_\_\_ puppet

## General Exercises on Word Time

### Writing تدريب تحريري

#### 1- Write the missing letter:

أكتب الحرف الناقص:



P...ppet



p...n



bi...d



fi...h



Hell...

#### 2- Circle the word:

ضع دائرة حول الكلمة الصحيحة



bird  
beans



piano  
bird



meat  
pizza



bag  
man



pencil  
pen



pencil  
pen





# Practice Time

وقت الممارسة

Unit 1

Lesson 3


Page 3

I'm | Mona.  
a girl.

I'm = I am

You're | Kareem.  
a boy.

You're = You are



## Structures قواعد لغوية

**I'm and you're**

I'm - أنا أكون ....

I'm Mona



You're Mona

You're - أنت تكون ....





# Songs and Chants



## The Kareem and Mona Song

Hi! I'm Mona. Hi! I'm Mona.  
I'm a girl. I'm a girl.  
Hi! I'm Kareem. Hi! I'm Kareem.  
I'm a boy. I'm a boy.

Hi! I'm Mona. Hi! I'm Mona.  
Hi! I'm Kareem. Hi! I'm Kareem.  
How are you today, Kareem?  
Fine, thank you, Mona.  
How are you?  
Fine, thank you.



### Practice Time

I'm Mona. I'm a girl.



You're Kareem. You're a boy.



#### A. Look and match.



I'm Sokkara. I'm a puppet.

You're Mona. You're a girl.


You're Kareem. You're a boy.

I'm Kareem. I'm a boy

You're Sokkara. You're a puppet.

I'm Mona. I'm a girl.

#### B. Your turn. Draw and write.



I'm \_\_\_\_\_

I'm a \_\_\_\_\_



# General Exercises on Practice Time

## 1- Match the words with the pictures:

صل الكلمة بالصورة



bag



bike



beans




belt


## 2- Circle the right letter:

ضع دائر على الحرف المناسب.

a  
p




p  
b



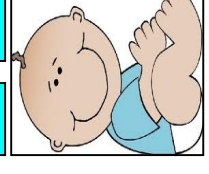
s  
p



p  
e



a  
b




## 3- Unscramble and right:

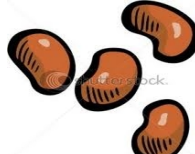
رتب حروف الكلمة.



pei



izpaz



aenbs



kibe



tble

## Phonics Time

وقت الصوتيات

Unit 1

Lesson 4

Page 4

A. Listen and repeat.



ball




bird



boy



pencil



Piano

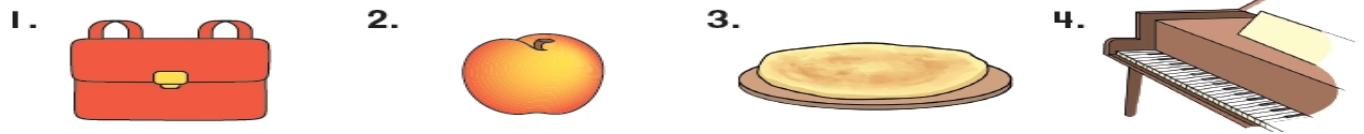


pizza

**B.** Does it begin with **b**? Listen and circle.




**C.** Does it begin with **p**? Listen and circle.



**B b**



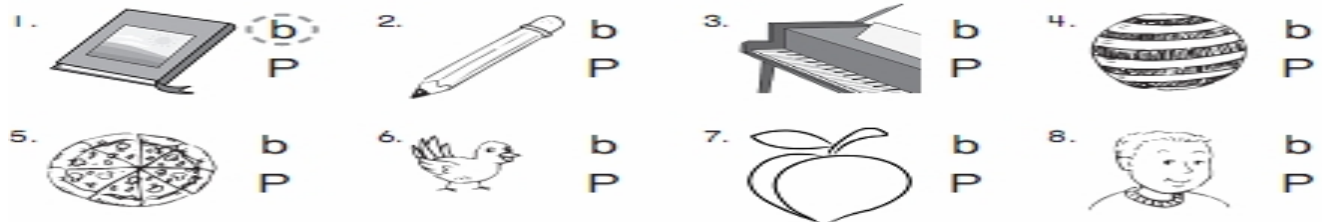
**P p**



### Phonics time



**A.** Does it begin with **b** or **p** ? Look and circle.



**B.** Match and say.



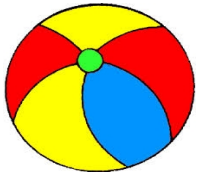
**C.** Look and write.



# General Exercises on Phonics Time

## 1- Write the first letter:

أكتب الحرف الأول



...all



...ird



...oy



...ook



...iano



...izza



...encil



...en

## 2- Circle the word:

ضع دائرة حول الكلمة الصحيحة



woman  
man



bell  
belt



ball  
pot



orange  
peach



pie  
belt



pin  
bird

## 3- Listen and finish:

استمع و أكمل.

1- ..... morning.

2- Hello! How ..... you?

3- ..... , thank you.

## 4- Unscramble and right:

رتب حروف الكلمة.



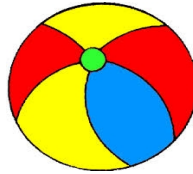
tike

.....



lelb

.....




llab

.....



top

.....



okob

.....












# Test 1

## Oral تدريب شفوي

### 1- Point and identify the object

أشـر و حدد الشـيء

|       |   |  |   |
|-------|---|--|---|
| put   |  |  |  |
| bell  |  |  |  |
| peach |  |  |  |

### 2- Act the instructions:

قم بتنفيذ الأوامر

1- Stand up

2- Sit down

3- Pick up your book.

### 3- Listen answer yes or No:

استمع و أجب بنعم أو لا:

woman



Yes

No

put



Yes

No

baby



Yes

No

pie



Yes

No

### 4- Read

اقرأ

1- I'm Mona

2- You're Kareem

3- I'm a girl.

### 5- Match the words with the pictures:

صل الكلمة بالصورة

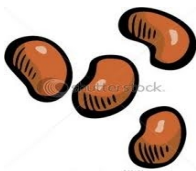


happy

peach

beans

pie



1- Listen and write the missing letter:

استمع و اكتب الحرف الناقص:

1- g - rl

2- p - ano

3- pi - za

4- pen - il

5- b - ans

2- Listen and fill in the gaps:

استمع و املأ الفراغات:

1- ..... morning.

2- Hello! How ..... you?

3- Match the words with the picture:

صل الكلمات بالصور:




bag



bird



baby



pencil

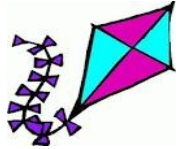


piano



4- Look and circle:

انظر و ضع دائرة:



woman

bell

ball

pizza

pie

pin

bike

piano

pot

peach

belt

kite

5- Unscramble and write:


رتب حروف الكلمة:



upptep



lelb



ookb

.....

.....

.....

6- Look and write

انظر و أجب على الأسئلة:



Is it a puppet?



Is it a kite?

7- Punctuate the following:

ضع حروف الترقيم:

i'm Mona. I'm a girl

8- Copy the following:

اكتب بخط جيد:

I'm Mona. I'm a girl.

You're Kareem. You're a boy.

مع تميّاتي بالتفوق

مسنر أبمن الخولي.

مدرس أول لغة إنجليزية

01212583184

01114604979



# Unit 2

In the field

في الحقل

## Vocabulary كلمات الوحدة الثانية

|   |  |   |   |   |  |
|---|--|---|---|---|--|
| شجرة<br><br>tree     | شجرة صغيرة<br><br>bush  | فراشة<br><br>butterfly     | وردة<br><br>flower      | سحابة<br><br>cloud | بحيرة<br><br>lake |
| ضفدعة<br><br>frog   | هذا للقريب<br><br>this | هذا للبعيد<br><br>that    | حديقة<br><br>garden    | عزرة<br><br>goat  | نحلة<br><br>bee  |
| ملك<br><br>king    | ملكة<br><br>queen     | مفتاح<br><br>key         | طيارة ورق<br><br>kite | لعبة<br><br>game | لبان<br><br>gum |
| يذهب<br><br>go     | قطعة<br><br>cat       | قطعة صغيرة<br><br>kitten | يلعب<br><br>play      | يشوط<br><br>kick | كلب<br><br>dog  |
| أرنب<br><br>rabbit | شكرا<br><br>Thanks    | يمشي<br><br>walk         |   |   |  |

# Conversation Time

وقت المحادثة

Unit 2

Lesson 1

Page 9



## In the Field

### Conversation Time

A. Listen and repeat.

B. Listen and find the speakers.

C. Role-play the conversation with a partner.



Ah-choo!

Bless you!

Thanks.



Match :

Ah - choo.


Bless you

Thanks





## Conversation Time



### A. Read and match.

1. Ah-choo!

2. Bless You!

3. Thanks.



### B. Unscramble, match, and write.

1. Lsseb ouy

• Ah-choo!

2. Kahtns

• Bless you!

3. ha-ocoh

• Thanks.

\_\_\_\_\_

\_\_\_\_\_

Bless you!

\_\_\_\_\_

\_\_\_\_\_

\_\_\_\_\_

## Language Focus

1- Ah - choo !

- آتشوو

- تستخدم (Ah - choo !) للتعبير عن صوت شخص يعطس.

2- Bless you !

- یرحمک الله.

- تستخدم (Bless you !) للرد على شخص يعطس .

3- Thanks

- شكراً.

- تستخدم (Thank) للتعبير عن الشكر و الامتنان .












# General Exercises on Conversation Time

## Oral تدريب شفوي

### 1- Point and identify the object

أشـر و حدد الشـيء

|           |   |  |   |
|-----------|---|--|---|
| tree      |  |  |  |
| butterfly |  |  |  |
| flower    |  |   |  |

### 2- Act the instructions:

قم بتنفيذ الأوامر

1- Stand up

2- close the door

3- sit down

### 3- Read the following

اقرأ الآتي:

1- Ah - choo.

2- Bless you

3- Thanks

### 4- Count

عد


|       |       |       |    |       |       |
|-------|-------|-------|----|-------|-------|
| 1     | ..... | 3     | 4  | ..... | ..... |
| ..... | 8     | ..... | 10 | ..... | 12    |

## Writing تدريب تحريري

### 1- Write the letter:

أكتب الحرف المناسب أمام الصورة

A



..... king.

B



..... queen.

c



..... lake.

D



..... frog.

E



..... goat.

## 2- Listen and fill in the gaps:

استمع و أكمل الفراغات

Thanks

you

choo

1- Ah - .....

2- Bless .....

3- .....

## 3- Circle the word:

ضع دائرة حول الكلمة الصحيحة



Hello  
butterfly

tree  
boy

girl  
flower

frog  
man

this  
that

this  
that

## Word Time

وقت الكلمات

Unit 2

Lesson 2

Page 10

**A.**  Listen and repeat.

1.  tree

2.  butterfly

3.  flower

4.  cloud

5.  bird

6.  lake



Listen and point

استمع و أشر:

Kareem : Hi, bird !



Mona : Hello, butterfly !



### Drill

Write the letter:

أكتب الحرف المناسب أمام الصورة

A



B




c



D



E



..... goat.

..... bee.

..... cloud.

..... garden.

..... key.



## Word Time



butterfly



tree



bird



lake



flower



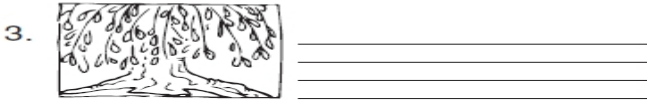

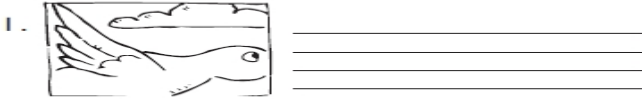


cloud

### A. Look and circle.



### B. Look and write.



## General Exercises on Word Time

### Writing تدريب تحريري

#### 1- Write the missing letter:

أكتب الحرف الناقص:



gar...en



go...t



...ee



th...t



flo...er

#### 2- Circle the word:

ضع دائرة حول الكلمة الصحيحة



queen  
beans



key  
bird



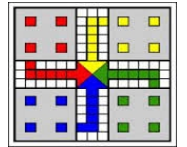
meat  
king



gum  
man



pencil  
kite




game  
pen

## 2- Circle the picture:

ضع دائرة حول الصورة الصحيحة

frog



bush



butterfly



flower



cloud



## 3- Trace and copy

garden

king

queen

flower

bush

frog

# Practice Time

وقت الممارسة

Unit 2

Lesson 3

Page 11

This is | a butterfly.

That's | a lake.

That's = That is

1. This is a butterfly.



2. That's a lake.



3. This is a bird.



4. This is a flower.



5. That's a tree.



6. That's a cloud.



## Structures قواعد لغوية

### This and That

- This

This is a bird



- للإشارة إلى المفرد القريب

- That

That is a bird



- للإشارة إلى المفرد البعيد





# Songs and Chants



## This Is a Flower

This is a flower.  
That's a tree.  
This is a flower.  
That's a cloud.  
This is a flower.  
That's a bird  
and that's a butterfly!

This is a flower.  
That's a lake.  
This is a flower.  
That's a cloud.  
This is a flower.  
That's a tree  
and that's a butterfly!



### Practice Time




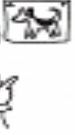


This is a butterfly.



That's a bird.

#### A. Look and circle.

1.  this that
2.  this that
3.  this that
4.  this that

#### B. Look and write.



1. \_\_\_\_\_ is a \_\_\_\_\_.

2. \_\_\_\_\_

3. \_\_\_\_\_

4. \_\_\_\_\_

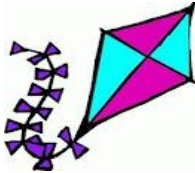
# General Exercises on Practice Time

## 1- Match the words with the pictures:



kite

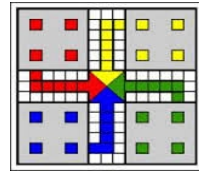
game



gum

go

صل الكلمة بالصورة



## 2- Circle the right letter:

ضع دائر على الحرف المناسب.

k



k



s

g



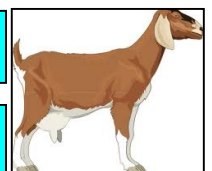
k

e



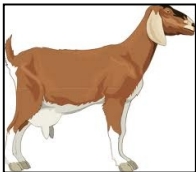
g

b



## 3- Unscramble and right:

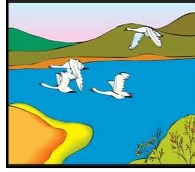
رتب حروف الكلمة.




otag



olwerf



klae



eenqu



inkg

## Phonics Time

وقت الصوتيات

Unit 2

Lesson 4

Page 12

A. Listen and repeat.



garden



girl



goat



king



key



kite

**B.** Does it begin with **g** or **k**? Listen and circle.

1.



**g k**

2.



**g k**

3.



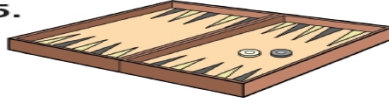
**g k**

4.



**g k**

5.



**g k**

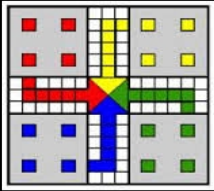
6.



**g k**

**G g**

**لعبة**



**game**

**لبان**



**gum**

**حديقة**



**garden**

**عنزة**



**goat**

**يذهب**



**go**

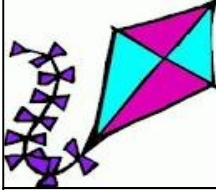
**K k**

**مفتاح**



**key**

**طيارة ورق**



**kite**

**قطعة صغيرة**



**kitten**

**يشوط**



**kick**

**يمشي**



**walk**

### Phonics Time



kite



girl



king



key



goat



garden

**A. Does it begin with g or k ? Circle and write.**

1.



**g**

**k**

key

2.



**g**

**k**

3.



**g**

**k**

**B. Which picture begins with the same sound? Circle.**

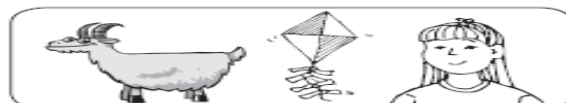
1.



2.



3.



4.



**C. Match and say.**

1.



2.



3.





# General Exercises on Phonics Time

## 1- Write the first letter:

أكتب الحرف الأول



...ick



...iss



... ey



... itten



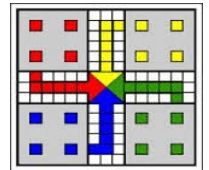
... arden



... oat



... irl



... ame

## 2- Circle the word:

ضع دائرة حول الكلمة الصحيحة



this  
that



garden  
key



goat  
bee



king  
queen



king  
queen



key  
kitten

## 3- Listen and finish:

استمع و أكمل.

1- Ah-choo.

2- Bless .....

3- Thank .....

## 4- Unscramble and right:

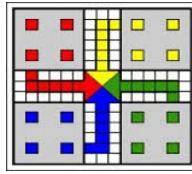
رتب حروف الكلمة.



lofrew



rtee



mega



og












itktne

# Test 2

## Oral تدريب شفوي

### 1- Point and identify the object

أشـر و حدد الشـيء

|        |   |  |   |
|--------|---|--|---|
| kitten |  |  |  |
| kick   |  |  |  |
| walk   |  |  |  |

### 2- Act the instructions:

قم بتنفيذ الأوامر

1- Point to the board 2- Clap your hands 3- Put down your book.

### 3- Listen answer yes or No:

استمع و أجب بنعم أو لا:

woman

tree

flower

goat



Yes

No

Yes

No

Yes

No

Yes

No

### 4- Read

اقرأ

1- Ah-choo

2- Bless you

3- Thanks.

### 5- Match the words with the pictures:

صل الكلمة بالصورة



rabbit

thanks

play

dog



1- Listen and write the missing letter:

استمع و اكتب الحرف الناقص:

1- kitt - n    2- Tha-ks    3- k - te    4- g - at    5- k - ng

2- Listen and fill in the gaps:

استمع و املأ الفراغات:

1- Ah-.....

2- ..... you .

3- Thanks.

3- Match the words with the picture:

صل الكلمات بالصور:



kite

bush

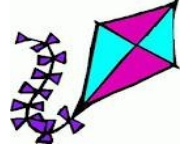


tree



go

garden



4- Look and circle:

انظر و ضع دائرة:



tree

bush



garden

bird



king

pot



bell

rabbit



pie

dog



kitten

bird

5- Unscramble and write:

رتب حروف الكلمة:



nqeeu

.....



umg

.....



folrew

.....

6- Look and write

انظر و أجب على الأسئلة:



Is it a goat?



Is it a key?

7- Punctuate the following:

ضع حروف الترقيم:

this is a garden

8- Copy the following:

اكتب بخط جيد:

That is a lake.

This is a butterfly.

مع تميّاتي بالتفوق

مستر أيمن الخولي.

مدرس أول لغة إنجليزية

01212583184

01114604979

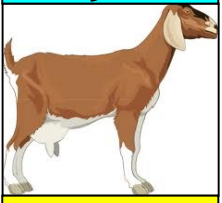





# Unit 3

On the farm

في المزرعة

## Vocabulary كلمات الوحدة الثالثة

|  |  |   |   |  |  |
|--|--|---|---|--|--|
| <p>عنزة</p>  <p>goat</p>      | <p>بقرة</p>  <p>cow</p>         | <p>حصان</p>  <p>horse</p>        | <p>دجاجة</p>  <p>chicken</p>    | <p>خروف</p>  <p>sheep</p>   | <p>قطه</p>  <p>cat</p>      |
| <p>بطة</p>  <p>duck</p>      | <p>ديك رومي</p>  <p>turkey</p> | <p>كلب</p>  <p>dog</p>          | <p>لبن</p>  <p>milk</p>        | <p>مساحة</p>  <p>mop</p>   | <p>شبكة</p>  <p>net</p>    |
| <p>ليل</p>  <p>night</p>    | <p>ممرضة</p>  <p>nurse</p>    | <p>فار</p>  <p>mouse</p>       | <p>سجادة</p>  <p>mat</p>      | <p>قرد</p>  <p>monkey</p> | <p>نقود</p>  <p>money</p> |
| <p>صباح</p>  <p>morning</p> | <p>قمر</p>  <p>moon</p>       | <p>جرائد</p>  <p>newspaper</p> | <p>فول سوداني</p>  <p>nut</p> | <p>عش</p>  <p>nest</p>    | <p>قيلولة</p>  <p>nap</p> |
| <p>حمار</p>  <p>donkey</p>  | <p>هدوء</p>  <p>quiet</p>     | <p>دجاجة</p>  <p>hen</p>       |   |  |  |

# Conversation Time

وقت المحادثة

Unit 3

Lesson 1

Page 17



## On the Farm

### Conversation Time

A.  Listen and repeat.

B.  Listen and find the speakers.

C. Role-play the conversation with a partner.




Sh! Be quiet!



Sorry.



That's okay.



Match :

Sh! Be quiet.


Sorry.

That's okay.





## Conversation Time



### A. Read and match.

1. Sh! Be quiet!

2. Sorry.

3. That's okay.



### B. Look and write.



1. Sh! Be

2.

3. That's

## Language Focus

1- Sh ! Be quiet

- كن هادئاً:

- تستخدم (Sh ! Be quiet) عندما نطلب من شخص خفض صوته.

2- Sorry !

- آسف.

- تستخدم (Sorry !) للاعتذار .

3- That's okay

- شكراً.










- تستخدم (That's okay) بمعنى- حسناً أو لا مشكلة- عند قبول الاعتذار .

# General Exercises on Conversation Time

## Oral تدريب شفوي

### 1- Point and identify the object

أشـر و حدد الشـيء

|         |   |  |   |
|---------|---|--|---|
| goat    |  |  |  |
| horse   |  |  |  |
| chicken |  |  |  |

### 2- Act the instructions:

قم بتنفيذ الأوامر

1- Clap your hands

2- Open the door

3- sit down

### 3- Read the following

اقرأ الآتي:

1- Sh! Be quiet.

2- Sorry

3- That's okay.

### 4- Count

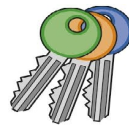
عد



.....



.....



.....

## Writing تدريب تحريري

### 1- Write the letter:

اكتب الحرف المناسب أمام الصورة

A



B



c



D



E



..... horse.

..... duck.

..... cow.

..... sheep.

..... cat.



2- Listen and fill in the gaps:

استمع و أكمل الفراغات

sorry

okay

quiet



1- Sh! Be .....

2- .....

3- That's .....

3- Circle the word:

ضع دائرة حول الكلمة الصحيحة



turkey

dog

hen

sheep

cat

milk

cat

sheep

duck

turkey

dog

cat

Word Time

وقت الكلمات

Unit 3

Lesson 2

Page 18

A.  Listen and repeat.

1.



goat

2.



cow

3.



horse

4.



chicken

5.



sheep

6.



cat



Listen and point

استمع و أشر:

Kareem : This is a cat.



Mona : That's a goat.



### Drill

Write the letter:

أكتب الحرف المناسب أمام الصورة


A



B



c



D



E



..... goat.

..... mop.

..... turkey.

..... garden.

..... sheep.

## Word Time



sheep



horse



cow



chicken



goat



cat

### A. Look and match.



sheep




horse



goat






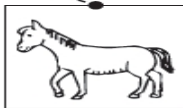

cat



chicken



cow



### B. Find and circle.



h o r h o r s e c k p i c a t t g m s l a g o a t c h s h e e p f a m b c c o w c h i c k e n r h o s e

### C. Unscramble and write.

1. h p s e e

sheep

2. t a c

3. t a g o

4. e h r o s

5. h e c k c i n

6. o w c

## General Exercises on Word Time

### Writing

### تدريب تحريري

#### 1- Write the missing letter:

أكتب الحرف الناقص:



d...g



go...t



...et




c...t




mo...se

#### 2- Circle the word:


ضع دائرة حول الكلمة الصحيحة



turkey  
beans



key  
duck



meat  
mop



net  
man



milk  
kite



game  
sheep



2- Circle the picture:

## ضع دائرة حول الصورة الصحيحة

monkey



**mop**



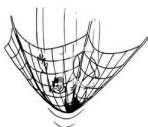
**dog**



**milk**



net



### 3- Trace and copy

monkey

mop

dog

milk

net

nurse

# Practice Time

وقت الممارسة

Unit 3

Lesson 3



Page 19

What's this?  
that?

What's = What is

It's a goat.  
a cow.

It's = It is



## Structures قواعد لغوية

### This and That

- What's this ?

This is a dog



- ما هذا ؟

- What's that ?

That is a dog



- ما ذلك - ما تلك ؟



# Songs and Chants



## What's This?

What's this?

It's a dog. It's a dog.

What's that?


It's a cow. It's a cow.

Sh! Be quiet!

Sorry.

That's okay what's that?

It's a cat. It's a cat.



What's this?

It's a chicken. It's a chicken.

What's that?

It's a horse. It's a horse.

Sh! Be quiet!

Sorry.

That's okay.

What's that?

It's a sheep. It's a sheep.

## Practice Time



### A. Look and write.




What's

It's



### B. Your turn. Draw and write.

What's






## General Exercises on Practice Time

### 1- Match the words with the pictures:



horse



turkey



cat




nurse

### 2- Circle the right letter:

ضع دائر على الحرف المناسب.

k



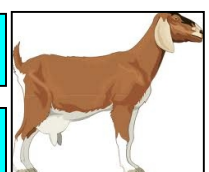
s



k



g



c

k

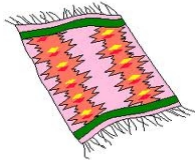
g

d

b

### 3- Unscramble and right:

رتب حروف الكلمة.



mta



olwerf



kmneyo



mkil



osume

## Phonics Time

وقت الصوتيات

Unit 3

Lesson 4

Page 20

A. Listen and repeat.




milk



mop



mother



net



night



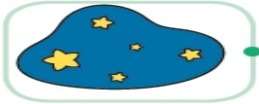
nurse

**B.** Does it begin with **m** or **n**? Listen and match.

1.



3.



5.



**m**

**n**

2.



4.



6.



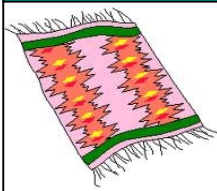
**M m**

فار



**mouse**

سجادة



**mat**

قرد



**monkey**

نقود



**money**

مساحة



**mop**

لبن



**milk**

**N n**

ليل



**night**

ممرضة



**nurse**

جرائد



**newspaper**

فول سوداني



**nut**

عش



**nest**

قيلولة



**nap**


### Phonics Time



nurse



mother



net



milk

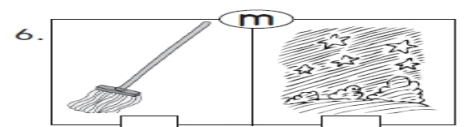

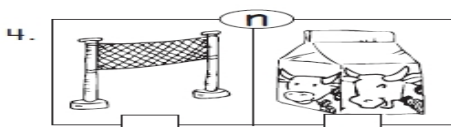
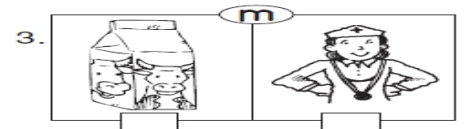
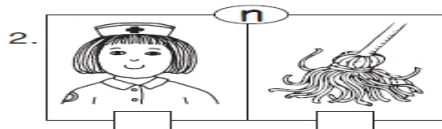
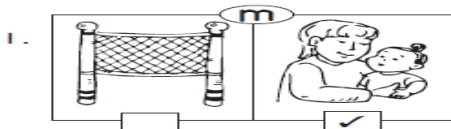


mop



night

**A. Which picture begins with the letter? Write ✓ .**

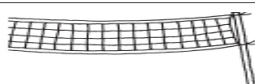


**B. Which pictures begin with the letter? Circle.**

**m**



**n**



# General Exercises on Phonics Time

## 1- Write the first letter:

أكتب الحرف الأول



...orning



...oon



... en




... est



... ap



... ut



... onkey



... uiet

## 2- Circle the word:

ضع دائرة حول الكلمة الصحيحة



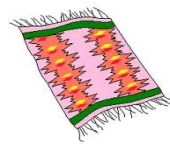
money



garden



night



mat



king



monkey

chicken

nurse

bee

queen

moon

kitten

## 3- Listen and finish:

استمع و أكمل.

1- Sh! Be .....

2- .....

3- That's .....

## 4- Unscramble and right:

رتب حروف الكلمة.




tun



tens



pan



kondey



iuqte



# Test 3

## Oral تدريب شفوي

### 1- Point and identify the object

أشـر و حدد الشـيء


newspaper



nest



donkey



### 2- Act the instructions:

قم بتنفيذ الأوامر

1- Open the door

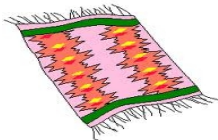
2- Close the door

3- Clap your hands.

### 3- Listen answer yes or No:

استمع و أجب بنعم أو لا:

mat



Yes

No

hen



Yes

No

money



Yes

No

cat



Yes

No

### 4- Read

اقرأ

1- Sh! Be quiet

2- Sorry

3- That's okay.

### 5- Match the words with the pictures:

صل الكلمة بالصورة




morning

donkey

hen

newspaper





1- Listen and write the missing letter:

استمع و اكتب الحرف الناقص:

1- mo - n

2- n - p

3- m - p

4- m - lk

5- nu - se

2- Listen and fill in the gaps:

استمع و املأ الفراغات:


1- Sh! ..... quiet .

2- ..... .

3- That ..... okay .

3- Match the words with the picture:

صل الكلمات بالصور:



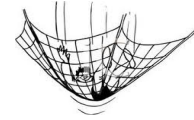
milk



dog



mouse



duck




net



4- Look and circle:

انظر و ضع دائرة:



tree

nap

king

bell

newspaper

kitten

donkey

bird

nest

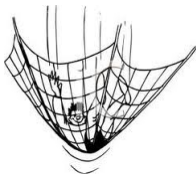
nut

bird

moon

5- Unscramble and write:

رتب حروف الكلمة:



ten

.....



tac

.....



rohse

.....

6- Look and write

انظر و أجب على الأسئلة:



Is it a goat?



Is it a hen?

7- Punctuate the following:

ضع حروف الترقيم:

what's that

8- Copy the following:

اكتب بخط جيد:

That is a cow.

This is a dog.

مع تميّاتي بالتّوق

مسنر أجمن الخولي.

مدرس أول لغة إنجليزية

01212583184

01114604979

# Unit 4

At the store

في المتجر

## Vocabulary كلمات الوحدة الرابعة

|   |   |  |   |  |   |
|---|---|--|---|--|---|
| <p>متجر</p>  <p>store</p>   | <p>هدوء</p>  <p>quiet</p>    | <p>أستيكة</p>  <p>eraser</p>        | <p>مقلمة</p>  <p>pencil case</p> | <p>قلم</p>  <p>pen</p>          | <p>قلم رصاص</p>  <p>pencil</p> |
| <p>مسطرة</p>  <p>ruler</p> | <p>طرايزة</p>  <p>table</p> | <p>معلم- معلمة</p>  <p>teacher</p> | <p>نمر</p>  <p>tiger</p>        | <p>عروسة لعبة</p>  <p>doll</p> | <p>كلب</p>  <p>dog</p>        |
| <p>قطه</p>  <p>cat</p>    | <p>مكتب</p>  <p>desk</p>   | <p>أقلام ألوان</p>  <p>crayon</p> | <p>١</p>  <p>one</p>           | <p>٢</p>  <p>two</p>          | <p>٣</p>  <p>three</p>       |
| <p>٤</p>  <p>four</p>     | <p>٥</p>  <p>five</p>      | <p>٦</p>  <p>six</p>              | <p>٧</p>  <p>seven</p>         | <p>٨</p>  <p>eight</p>        | <p>٩</p>  <p>nine</p>        |
| <p>١٠</p>  <p>ten</p>     | <p>٢٠</p>  <p>twenty</p>   | <p>٣٠</p>  <p>thirty</p>          | <p>٤٠</p>  <p>forty</p>        | <p>٥٠</p>  <p>fifty</p>       | <p>فصل</p>  <p>class</p>     |



# Conversation Time

## وقت المحادثة

# Unit 4



# Lesson 1

**Page 29**



## At the Store

## Conversation Time

- A.**  Listen and repeat.

- B.**  Listen and find the speakers.

- C.** Role-play the conversation with a partner.



Here you are.



Thanks.



You're welcome.



Match :

Here you are.



Thanks.



You're welcome.







## Conversation Time

Here you are.



Thanks.



You're welcome.



### A. Look and write.

Thanks

welcome

you

1.



Here are.

2.



3.



You're

### B. Unscramble, match, and write.

1. ouy're celwemo •

• Here you are.

2. eehr ouy rea •

• Thanks.

3. haktns •

• You're welcome.

## Language Focus

1- Here you are.

- تفضل.

- تستخدم (Here you are) عند تقديم هدية أو أي شيء لشخص.

2- Thanks.

- شكراً.

- تستخدم (Thanks) للتعبير عن الشكر.

3- You're welcome.

- على الرحب والسعة.

- تستخدم (You're welcome) بمعنى العفو أو لا شكر على واجب.

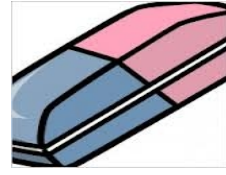
# General Exercises on Conversation Time

## Oral تدريب شفوي

### 1- Point and identify the object

أشـر و حدد الشـيء



eraser



pencil case



teacher



### 2- Act the instructions:

قم بتنفيذ الأوامر

1- Clap your hands

2- Close the door

3- Open your book.

### 3- Read the following

اقرأ الآتي:

1- Here you are.

2- Thanks

3- You're welcome.

### 4- Count



.....



.....



.....

عد

## Writing تدريب تحريري

### 1- Write the letter:

أكتب الحرف المناسب أمام الصورة

A

B

c

D

E



..... teacher.

..... doll.


..... ruler.

..... pen.

..... note.

## 2- Listen and fill in the gaps:

استمع و أكمل الفراغات



1- Here you .....

2- .....

3- ..... 're welcome

## 3- Circle the word:

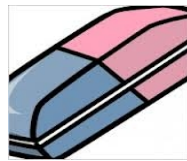
ضع دائرة حول الكلمة الصحيحة



turkey  
store



quiet  
sheep



eraser  
duck



sheep  
pencil case



cat  
pen



pencil  
cat

## Word Time

وقت الكلمات

Unit 4


Lesson 2

Page 30


**A.**  Listen and repeat.



1. pen



2. book



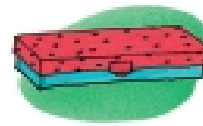
3. eraser



4. pencil



5. ruler



6. pencil case





Listen and point

استمع و أشر:

1- A: Ah - choo !  
B: Bless you !  
A: Thank you.



2- This is a pen.



### Drill

Write the letter:

أكتب الحرف المناسب أمام الصورة


A

B

c

D

E




..... table. .... ruler. .... pen. .... pencil. .... pencil case.



## Word Time



ruler



book



pencil case



pencil



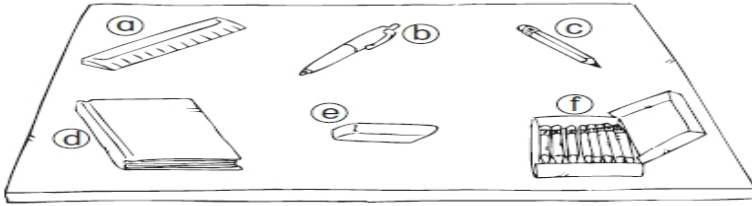
pen



eraser

### A. Write the letter.

1.



1. \_\_\_\_\_ d \_\_\_\_\_ book

2. \_\_\_\_\_ eraser

3. \_\_\_\_\_ pen

4. \_\_\_\_\_ pencil

5. \_\_\_\_\_ pencil case

6. \_\_\_\_\_ ruler

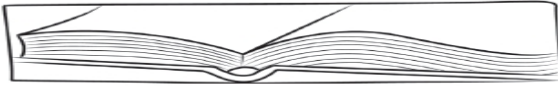
### B. Read the question. Write the answer.

1. What's this?



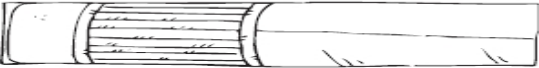
It's a \_\_\_\_\_.

2. What's this?



\_\_\_\_\_.

3. What's this?



\_\_\_\_\_.

4. What's this?



\_\_\_\_\_.

## General Exercises on Word Time

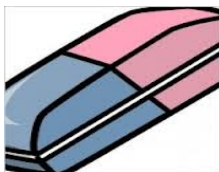
### Writing تدريب تحريري

#### 1- Write the missing letter:

أكتب الحرف الناقص:



p...ncil



er...ser



r...ler



pencil c...se



p...n

#### 2- Circle the word:

ضع دائرة حول الكلمة الصحيحة



turkey  
pencil case



key  
pen



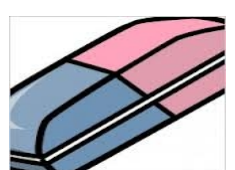
pencil  
mop



store  
man



quiet  
kite

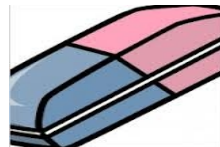


game  
eraser

2- Circle the picture:

## ضع دائرة حول الصورة الصحيحة



eraser



**pencil case**




# table



**doll**



**ruler**



### 3- Trace and copy

eraser

table

doll

ruler

pencil

tiger

# Practice Time

وقت الممارسة

Unit 4

Lesson 3

Page 31







Is it a pen?  
an eraser?

Yes, it is.

No, it isn't. It's a pencil.

isn't = is not

It's = It is

1. Is it a pen?  
Yes, it is.  

2. Is it an eraser?  
No, it isn't. It's a ruler.  

3. Is it a book?  
Yes, it is.  

4. Is it a pencil case?  
Yes, it is.  

5. Is it a pen?  
No, it isn't. It's a pencil.  

6. Is it a ruler?  
No, it isn't. It's an eraser.  


## Structures قواعد لغوية

Is it a ..... ?

- Is it a ..... ?

- هل هذا ..... ؟

Is it a pen?

هل هذا قلم ؟

- Yes, it is.

للاجابة بالثبات.

- No, it isn't.

للاجابة بالنفي.



# Songs and Chants



## 4 Thanks. You're Welcome.

Is it a pencil case?

No, it isn't.

Is it a ruler?

No, it isn't.

Is it an eraser?

Yes, it is.

Here you are.

Thanks.

You're welcome.



Is it a pencil?

No, it isn't.

Is it a book?

No, it isn't.

Is it a pen?


Yes, it is.

Here you are.

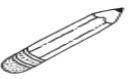

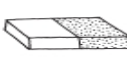


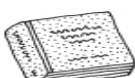
Thanks.

You're welcome.

## Practice Time



### A. Look and circle.

- |  |  |   |
|--|--|---|
| 1.  <span style="border: 1px dashed black; border-radius: 50%; padding: 2px;">a pencil</span> | 2.  a pen<br>an   | 3.  a eraser<br>an |
| 4.  a pencil case<br>an   | 5.  a ruler<br>an | 6.  a book<br>an   |

### B. Read the question. Write the answer.

1. Is it a book?





---

---

---

2. Is it a ruler?




---

---

---

3. Is it an eraser?




---

---

---

4. Is it a pencil?




---

---

---



## General Exercises on Practice Time

### 1- Match the words with the pictures:

صل الكلمة بالصورة



ruler




teacher



pencil


pencil case



### 2- Circle the right letter:

ضع دائر على الحرف المناسب.

k



d



d



k



c



t

d

g

d

b

### 3- Unscramble and right:

رتب حروف الكلمة.



noe



wto



hteer



oruf



ifve

## Phonics Time

وقت الصوتيات

Unit 4

Lesson 4

Page 32

A. Listen and repeat.



desk



dog



duck



table



teacher



tiger

**B.**  Does it begin with **d** or **t**? Listen and write.

1.



\_\_\_\_\_

\_\_\_\_\_

\_\_\_\_\_

2.



\_\_\_\_\_

\_\_\_\_\_

\_\_\_\_\_

3.



\_\_\_\_\_

\_\_\_\_\_

\_\_\_\_\_

4.




\_\_\_\_\_

\_\_\_\_\_

\_\_\_\_\_

5.



\_\_\_\_\_

\_\_\_\_\_

\_\_\_\_\_

6.




\_\_\_\_\_

\_\_\_\_\_

\_\_\_\_\_

**D d**

**T t**



## Phonics Time



dog



tiger



desk



teacher



duck



table











**A. Does it begin with d or t? Write the word.**



d words desk \_\_\_\_\_

t words \_\_\_\_\_

**B. What letter does it begin with? Read and Write ✓.**

|   |  |  |  |  |  |  |  |  |  |  |
|---|---|---|---|---|---|---|--|---|---|---|
| d |   |   |   |   |   |   |  |   |   |   |
| t | ✓   |   |   |   |   |   |  |   |   |   |
| b |   |   |   |   |   |   |  |   |   |   |
| p |   |   |   |   |   |   |  |   |   |   |
| g |   |   |   |   |   |   |  |   |   |   |
| k |   |   |   |   |   |   |  |   |   |   |
| m |   |   |   |   |   |   |  |   |   |   |
| n |   |   |   |   |   |   |  |   |   |   |

# General Exercises on Phonics Time

## 1- Write the first letter:


أكتب الحرف الأول



...uler



...able



...eaches



...og



...iger



...oll



...en



...encil

## 2- Circle the word:

ضع دائرة حول الكلمة الصحيحة



car

chicken



garden

desk



night

crayons



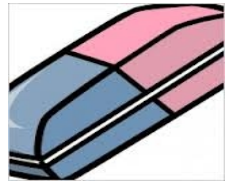
store

queen



king

quiet



eraser

kitten

## 3- Listen and finish:

استمع و أكمل.


1- Here you .....

2- .....

3- ..... 're welcome

## 4- Unscramble and right:

رتب حروف الكلمة.



nvese



hgtie



nnie



net



twetyn

# Test 4

## Oral تدريب شفوي

### 1- Point and identify the object

أشـر و حدد الشـيء


ruler



desk



tiger



### 2- Act the instructions:

قم بتنفيذ الأوامر

1- Point to the door 2- Point to the window. 3- Clap your hands.

### 3- Listen answer yes or No:

استمع و أجب بنعم أو لا:

cat



Yes

No

hen



Yes

No

crayons



Yes

No

cat



Yes

No

### 4- Read

اقرأ

1- Here you are. 2- Thanks 3- You're welcome.

### 5- Match the words with the pictures:

صل الكلمة بالصورة



nine

four

seven

six





1- Listen and write the missing letter:

استمع و اكتب الحرف الناقص:

1- c - ass

2- n - p

3- r - ler

4- ta - le

5- d - g

2- Listen and fill in the gaps:

استمع و املأ الفراغات:


1- Here ..... are .

2- ..... .

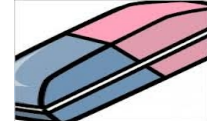
3- You're ..... .

3- Match the words with the picture:

صل الكلمات بالصور:



pencil case




duck

ruler

eraser

teacher



4- Look and circle:

انظر و ضع دائرة:



tree

store

king

bell

ruler

kitten

pencil

bird

note

tiger

bird

table

5- Unscramble and write:

رتب حروف الكلمة:



ksde



stac



yrcanos

.....

.....

.....

6- Look and write

انظر و أجب على الأسئلة:



Is it a table?

.....



Is it a hen?

.....

7- Punctuate the following:

ضع حروف الترقيم:

is it a ruler

.....

8- Copy the following:

اكتب بخط جيد:

You're welcome.

\_\_\_\_\_

\_\_\_\_\_

Here you are?

\_\_\_\_\_

\_\_\_\_\_

مع تمنياتي بالتفوق

مسنر أبمن الخولي.

مدرس أول لغة إنجليزية

01212583184

01114604979

# Unit 5

At school

في المدرسة

## Vocabulary كلمات الوحدة الخامسة

|   |   |  |  |  |  |
|---|---|--|--|--|--|
| ١١<br><br>eleven       | ١٢<br><br>twelve     | ١٣<br><br>thirteen    | ١٤<br><br>fourteen   | ١٥<br><br>fifteen       | مدرسة<br><br>school |
| يد<br><br>hand        | شباك<br><br>window  | ماء<br><br>water     | قلب<br><br>heart    | عش العنكبوت<br><br>web | باروكة<br><br>wig  |
| ساعة يد<br><br>watch | مبلل<br><br>wet    | دائرة<br><br>circle | نجمة<br><br>star   | مربع<br><br>square    | باب<br><br>door   |
| رجل<br><br>man       | امراه<br><br>woman | منزل<br><br>house   | سحابة<br><br>cloud | أبقار<br><br>cows     | ماعز<br><br>goats |
| قطط<br><br>cats      | كتب<br><br>books   | أقلام<br><br>pens   |  |  |  |



## وقت المحادثة

## Unit 5

## Lesson 1

Page 37



## At School

## Conversation Time

**A.**  Listen and repeat.

**B.**  Listen and find the speakers.

**C.** Role-play the conversation with a partner.

What's your first name?

Sarah.

What's your last name?

Hassan.



**D.** Review. Listen and repeat.

Here you are.

Thank you.

Match :

What's your first name?

Sarah.

What's your last name?

# Hassan





## Conversation Time

What's your first name?

Mona.

What's your last name?

Samy.



### A. Look and write.

last

Ahmed

name

?

Kareem

What's

your

1.



What's your first name?

2.



### B. Look and circle.



1. What's your

first

name?

last



Maged.

2. What's your

first

name?

last



Ali.

### C. Your turn. Read the question. Write the answer.



What's your first name?

What's your last name?

\_\_\_\_\_

\_\_\_\_\_

\_\_\_\_\_

\_\_\_\_\_

## Language Focus

1- What's your first name?

- ما هو اسمك الأول؟

- تستخدم (First name) عند السؤال عن الاسم الأول.

1- What's your last name?

- ما هو اسمك الأخير؟

- تستخدم (Last name) عند السؤال عن الاسم الأخير.

- What's your first name?

Sarah.

- What's your last name?

Hassan

# General Exercises on Conversation Time

## Oral تدريب شفوي

1- Point and identify the object

أشر و حدد الشيء

twelve

11 12 13

fourteen

14 15



water



2- Act the instructions:

قم بتنفيذ الأوامر

1- Stand up

2- Sit down

3- Open your book.

3- Read the following

اقرأ الآتي:

1- What's your name?

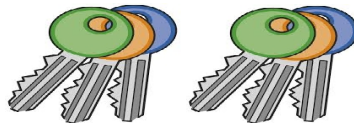
2- Thanks

3- You're welcome.

4- Count



.....



.....



.....

## Writing تدريب تحريري

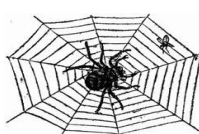
1- Write the letter:

أكتب الحرف المناسب أمام الصورة

A



B



c



D



E



..... hand.

..... window.

..... heart.

..... water.

..... web.

## 2- Listen and fill in the gaps:

استمع و أكمل الفراغات

name

last

Sarah

1- What's your first ..... ?

2- .....

3- What's your ..... name?

4- Hassan

## 3- Circle the word:

ضع دائرة حول الكلمة الصحيحة

11

eleven

store

12

quiet

twelve

13

eraser

thirteen

14

sheep

fourteen

15

fifteen

pen



pencil

school

## Word Time

وقت الكلمات

Unit 5

Lesson 2

Page 38

### A. Listen and repeat.

1 one 4 2 two 3 three

. ..

four 7 5 five 6 six

.... ..

seven 10 8 eight 9 nine


.... ..

ten 11 eleven 12 twelve

.... ..

### B. Find the items in the large scene.

Count and write the number.



### C. Look at B. Listen and check.

### D. Listen and point.

### E. Write the words. (See pages 60–62.)





Listen and point

استمع و أشر:

1- A: Is it a cow?  
B: Yes, it is.



2- A: What's this?  
B: It's a cloud.



## Drill

Write the letter:

أكتب الحرف المناسب أمام الصورة

A



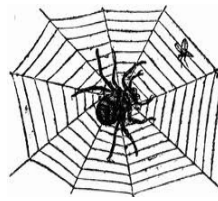
B



c



D



E



..... heart.

..... wig.

..... window.

..... water.

..... web.

## Word Time

1 one  
4 four  
7 seven  
10 ten

2 two  
5 five  
8 eight  
11 eleven

3 three  
6 six  
9 nine  
12 twelve

### A. Write the number.

1. one 1 2. four 4 3. eleven 11 4. six 6

### B. Write the word.

1. 12 twelve 2. 8 eight 3. 2 two  
4. 7 seven 5. 3 three 6. 10 ten

### C. Look and match.



two trees

one boy

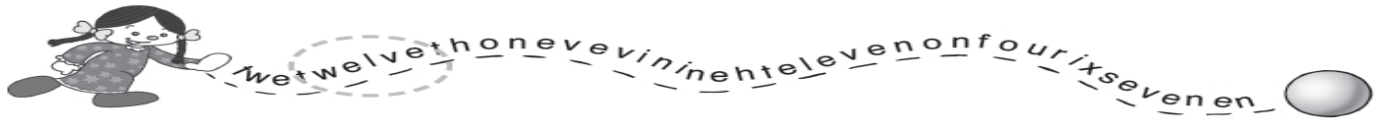
five cows

eight pens

four dogs

twelve birds

### D. Find and circle the numbers.



## General Exercises on Word Time

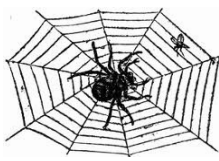
### Writing تدريب تحريري

#### 1- Write the missing letter:

أكتب الحرف الناقص:



h...art



w...b



w...g



w...tch



w...t

#### 2- Circle the word:

ضع دائرة حول الكلمة الصحيحة



circle  
star



key  
pen



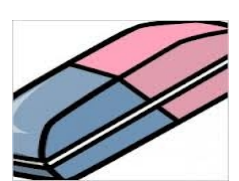
pencil  
square



store  
door



quiet  
kite

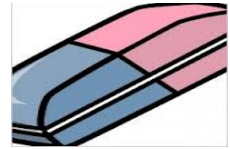


game  
eraser

## 2- Circle the picture:

ضع دائرة حول الصورة الصحيحة

window



water



watch



wig



door



## 3- Trace and copy

watch

table

circle

door

hand

wig



# Practice Time

وقت الممارسة



Unit 5

Lesson 3

Page 39

How many | cows?

One | cow.  
Two | cows.



Structures قواعد لغوية

How many ..... ?

- How many ..... ?

- كم عدد ..... ؟

- How many cats?  
Three cats.



- How many cows?  
One cow.







# Songs and Chants



## The Counting Chant



Pencils, pens, books.  
Pencils, pens, books.  
How many pencils?

11 pencils!

How many pens?

12 pens!

How many books?

10 books!

Pencils, pens, books.

Cats, dogs, cows.

Cats, dogs, cows.

How many cats?

4 cats!



How many dogs?

5 dogs!

How many cows?

1 cow!

Cats, dogs, cows.



## Practice Time


How many pencils?



Four pencils.



### A. Count and write.



six goats

2.



4.



### B. Look and write.

1. How many books?



2.



3.



4.



## General Exercises on Practice Time

### 1- Match the words with the pictures:

صل الكلمة بالصورة




goats



cows



teacher



house

### 2- Circle the right letter:

ضع دائر على الحرف المناسب.

|   |   |   |    |   |    |   |    |   |    |
|---|---|---|----|---|----|---|----|---|----|
| k | 1 | d | 12 | f | 14 | c | 15 |   |    |
| e | 1 | d | 12 | t | 13 | d | 14 | f | 15 |

### 3- Unscramble and right:

رتب حروف الكلمة.



noe



wto



hteer



oruf



ifve

## Phonics Time

وقت الصوتيات

Unit 5

Lesson 4

Page 40

A. Listen and repeat.



hand



horse



house



water

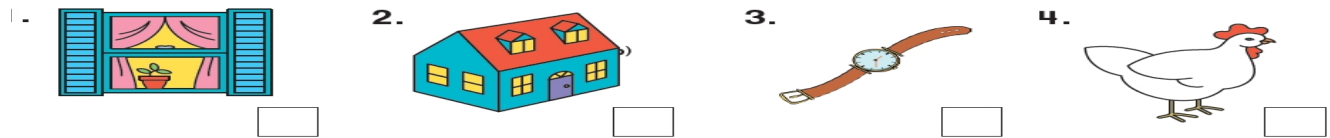


window

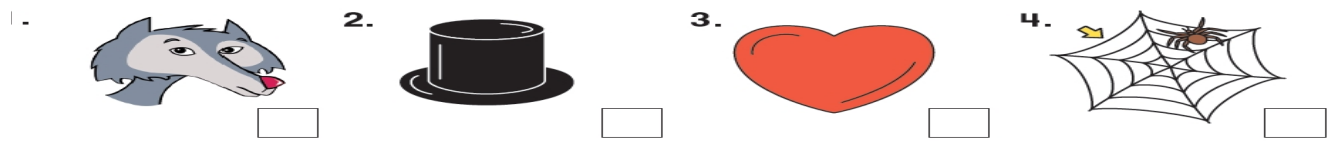


woman

3. Does it begin with **h**? Listen and write ✓ or X.

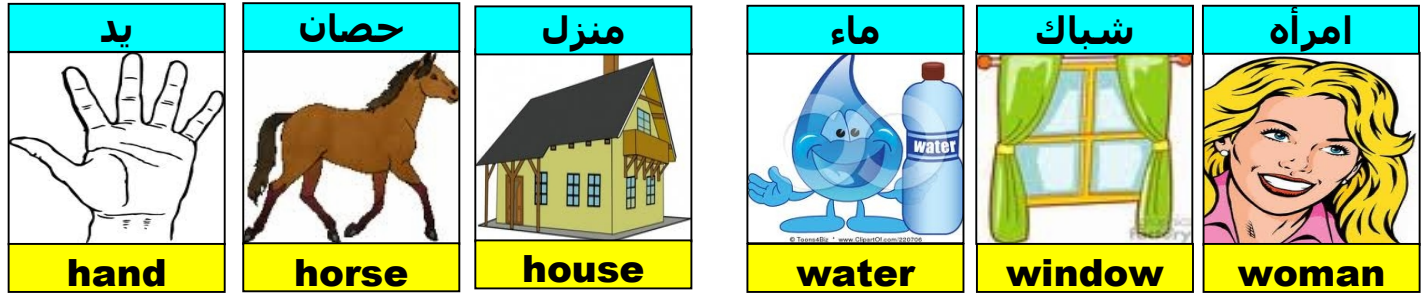


Does it begin with **w**? Listen and write ✓ or X.

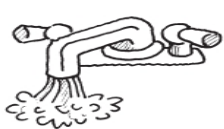


**H h**

**W w**



## Phonics Time



water




hand



woman



house

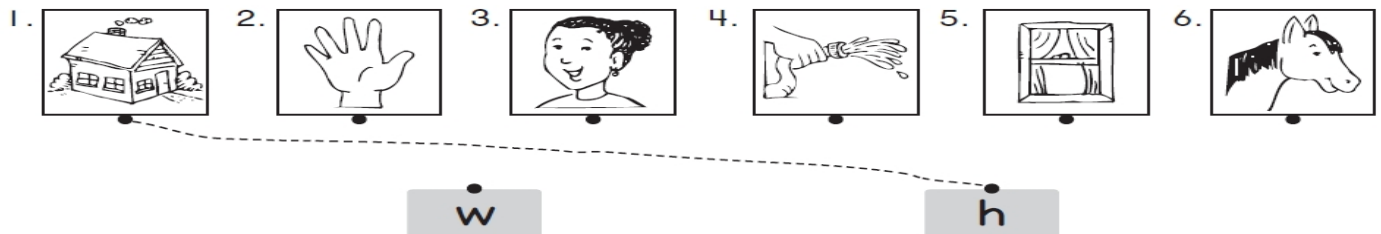


window



horse

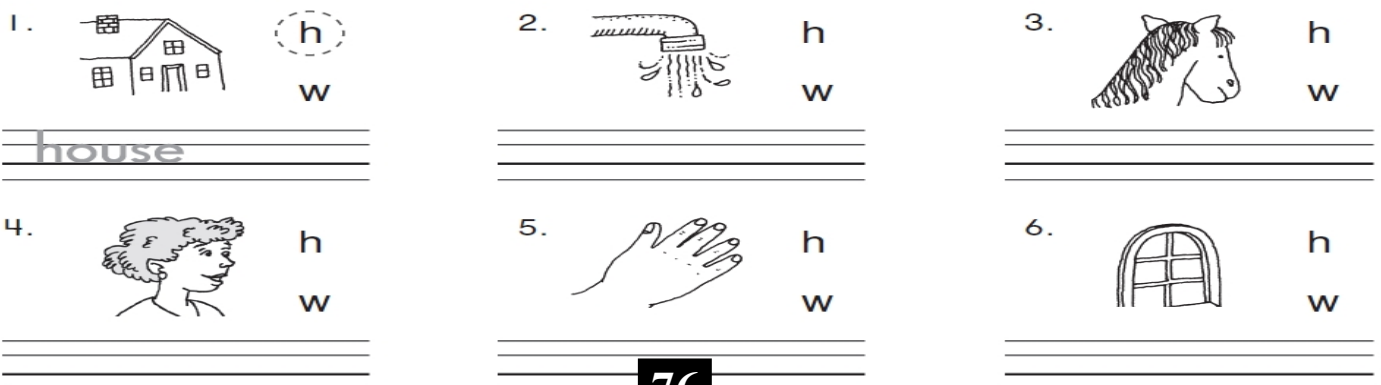
A. Does it begin with **h** or **w**? Look and match.



B. Match and say.



C. Does it begin with **h** or **w**? Circle and write.





## General Exercises on Phonics Time

### 1- Write the first letter:

أكتب الحرف الأول



...an



...oman



...ouse



... oats



... ats



... ooks



... loud



... ows

### 2- Circle the word:

ضع دائرة حول الكلمة الصحيحة



cloud

chicken



garden

desk



night

cows



store

queen



cows

goats



books

pens

### 3- Listen and finish:

استمع و أكمل.

1- What's your ..... name ?

2- .....

3- What's your last ..... ?

4- Hassan

### 4- Unscramble and right:

رتب حروف الكلمة.



nvese



nveele



nnie



vwetle



twetyn

# Test 5

## Oral تدريب شفوي

### 1- Point and identify the object

أشـر و حدد الشـيء


books



pens



cloud



### 2- Act the instructions:

قم بتنفيذ الأوامر

1- Close the bag.

2- Open the bag.

3- Clap your hands.

### 3- Listen answer yes or No:

استمع و أجب بنعم أو لا:

house



Yes

No

books



Yes

No

crayons



Yes

No

tiger



Yes

No

### 4- Read

اقرأ

1- What's your name?

2- How many dogs?

3- You're welcome.

### 5- Match the words with the pictures:

صل الكلمة بالصورة



circle

watch

wet

heart



1- Listen and write the missing letter:

استمع و اكتب الحرف الناقص:

1- c - rcle

2- w - t

3- d - or

4- wa - ch

5- w - g

2- Listen and fill in the gaps:

استمع و املأ الفراغات:

1- ..... your first name ?

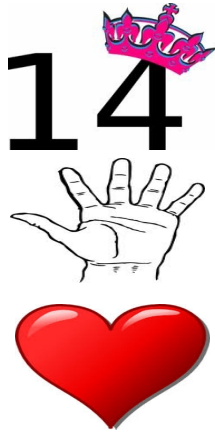
2- .....

3- What's your ..... name?

4- Hassan

3- Match the words with the picture:

صل الكلمات بالصور:



hand

wig

fourteen



school

water



4- Look and circle:

انظر و ضع دائرة:

tree  
watchstore  
wetcircle  
notestar  
tigerruler  
squaredoor  
table

5- Unscramble and write:

رتب حروف الكلمة:



uodlc



stac



tsoag



6- Look and write

انظر و أجب على الأسئلة:



How many cats?

.....



How many cows ?

.....

7- Punctuate the following:

ضع حروف الترقيم:

how many pens are there

.....

8- Copy the following:

اكتب بخط جيد:

You're welcome.

\_\_\_\_\_

\_\_\_\_\_

What's your name?

\_\_\_\_\_

\_\_\_\_\_

مع تميّاتي بالتفوق

مستز أومن الخولي.

مدرس أول لغة إنجليزية

01212583184







01114604979

# Unit 6

Sports Time

وقت الرياضة

## Vocabulary كلمات الوحدة السادسة

|  |  |   |  |  |  |
|--|--|---|--|--|--|
| <b>فصل</b><br><br><b>class</b>           | <b>سعيد</b><br><br><b>happy</b>       | <b>حزين</b><br><br><b>sad</b>    | <b>بارد</b><br><br><b>cold</b>           | <b>حار</b><br><br><b>hot</b>        | <b>جوعان</b><br><br><b>hungry</b> |
| <b>عطشان</b><br><br><b>thirsty</b>      | <b>غضبان</b><br><br><b>angry</b>     | <b>متعب</b><br><br><b>tired</b> | <b>فخور</b><br><br><b>proud</b>         | <b>أقدام</b><br><br><b>feet</b>    | <b>شوكة</b><br><br><b>fork</b>   |
| <b>آلة الكمان</b><br><br><b>violin</b> | <b>طبيب بيطري</b><br><br><b>vet</b> | <b>حجاب</b><br><br><b>veil</b> | <b>نار</b><br><br><b>fire</b>          | <b>مروحة</b><br><br><b>fan</b>    | <b>ثعلب</b><br><br><b>fox</b>   |
| <b>فلاح</b><br><br><b>farmer</b>       | <b>سمين</b><br><br><b>fat</b>       | <b>رفيع</b><br><br><b>thin</b> | <b>خضروات</b><br><br><b>vegetables</b> | <b>ريشة</b><br><br><b>feather</b> |  |

مع تمهياتي بالتفوق

مستر أبمن الخولي.

مدرس أول لغة إنجليزية

01212583184

01114604979

مع تمهياتي بالتفوق

مستر أبمن الخولي.

مدرس أول لغة إنجليزية

01212583184

01114604979

# Conversation Time

وقت المحادثة

Unit 6

Lesson 1

Page 45



## In The P.E. Class

### Conversation Time

A. Listen and repeat.

B. Listen and find the speakers.


C. Role-play the conversation with a partner.



Ouch!

Are you okay?

I think so.



D. Review. Listen and repeat.



Match :

Ouch!

Are you okay?

I think so.









## Conversation Time



### A. Read and match.

1. Ouch!
2. Are you okay?
3. I think so.



### B. Unscramble and match.

- |                  |                 |
|------------------|-----------------|
| 1. ear oy kaoy • | • Ouch!         |
| 2. i hkint os •  | • Are you okay! |
| 3. chou •        | • I think so.   |

## Language Focus

- 1- Ouch ! - آوتش.  
- تستخدم (Ouch !) للتعبير عن الشعور بالألم أو عند الوقوع على الأرض.
- 2- Are you okay? - هل أنت بخير؟  
- تستخدم (Are you okay?) عند الاطمئنان على شخص.
- 3- I think so. - أعتقد ذلك.

Ouch!  
Are you okay?  
I think so.

- آوتش.  
- هل أنت بخير؟  
- أعتقد ذلك.

# General Exercises on Conversation Time

## Oral تدريب شفوي

### 1- Point and identify the object

أشر و حدد الشيء

happy



hungry



thirsty



### 2- Act the instructions:

قم بتنفيذ الأوامر

1- Stand up

2- Sit down

3- Open your book.

### 3- Read the following

اقرأ الآتي:

1- Are you okay ?

2- Ouch !

3- I think so.

### 4- Count

عد

11

.....

13

.....

15

16

.....

.....

19

.....

## Writing تدريب تحريري

### 1- Write the letter:

أكتب الحرف المناسب أمام الصورة

A



B



c



D



E



..... hungry.

..... window.

..... cold.

..... water.

..... hot.

## 2- Listen and fill in the gaps:

استمع و أكمل الفراغات

Ouch

you

so

1- ..... !

2- Are ..... okay?

3- I think ..... .

## 3- Circle the word:

ضع دائرة حول الكلمة الصحيحة



class

store



quiet

happy



eraser

sad



sheep

cold



hot

pen



pencil

hungry

## Word Time

وقت الكلمات

Unit 6

Lesson 2

Page 46

## A. Listen and repeat.

1.



happy

2.



sad

3.



cold

4.



hot

5.




hungry

6.



thirsty





Listen and point

استمع و أشر:

- 1- A: Here you are.  
B: Thanks.  
A: You're welcome.



- 2- A: How many balls?  
B: 1,2,3,4,5,6,7,8,9,10.  
Ten balls.



### Drill

Write the letter:

أكتب الحرف المناسب أمام الصورة

A

B

c

D

E



..... feet.

..... proud.

..... tired.

..... thirsty.

..... angry.

## Word Time



### A. Look and write.

1.



\_\_\_\_\_

\_\_\_\_\_

\_\_\_\_\_

2.



\_\_\_\_\_

\_\_\_\_\_

\_\_\_\_\_

3.



\_\_\_\_\_

\_\_\_\_\_

\_\_\_\_\_

4.



\_\_\_\_\_

\_\_\_\_\_

\_\_\_\_\_

5.



\_\_\_\_\_

\_\_\_\_\_

\_\_\_\_\_

6.

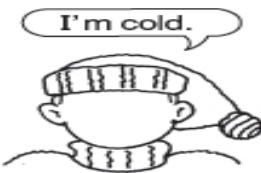


\_\_\_\_\_


\_\_\_\_\_

\_\_\_\_\_

### B. Read and complete the pictures.



### C. Your turn. Draw and write.



I'm \_\_\_\_\_

\_\_\_\_\_

\_\_\_\_\_

## General Exercises on Word Time

### Writing تدريب تحريري

#### 1- Write the missing letter:


أكتب الحرف الناقص:



p...oud



fe...t



f...rk



vi...lin



v...t

#### 2- Circle the word:

ضع دائرة حول الكلمة الصحيحة



hungry  
thirsty



angry  
happy



hungry  
tired



cold  
hot



cold  
hot




hungry  
angry

2- Circle the picture:

## ضع دائرة حول الصورة الصحيحة

**sad**



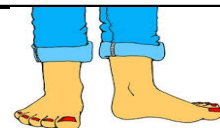
hot



thirsty



feet



**violin**



### 3- Trace and copy

sad

hot

thirsty

feet

happy

violin



# Practice Time

وقت الممارسة

Unit 6

Lesson 3

Page 47

Are you happy?

Yes, I am.

No, I'm not. I'm sad.

1. Are you happy?  
Yes, I am.




2. Are you happy?  
No, I'm not. I'm sad.



3. Are you cold?  
Yes, I am.



4. Are you cold?  
No, I'm not. I'm hot.



5. Are you thirsty?  
Yes, I am.



6. Are you thirsty?  
No, I'm not. I'm hungry.



Structures

قواعد لغوية

**Are you ..... ?**

**- Are you ..... ?**

**Yes, I'm.**

- هل أنت ..... ؟

تستخدم بمعنى (هل أنت ؟) و للإجابة نقول ...

**No, I'm not.**

**- Are you cold?  
Yes, I'm.**

**- Are you happy?  
No, I'm not. I'm sad.**





# Songs and Chants



## Are You Happy?

Are you happy?

Are you happy?

Are you happy?

No, I'm not. *I'm sad.*

Are you cold?

Are you cold?

Are you cold?

No, I'm not. *I'm hot.*

Are you hungry?

Are you hungry?

Are you hungry?

No, I'm not. *I'm thirsty.*

Are you sad?

Are you sad?

Are you sad?

No, I'm not. *I'm happy.*



### Practice Time

Are you happy?



Yes, I am.



Are you cold?



No, I'm not. I'm hot.



#### A. Look and write.

1.



hungry?

2.



cold?

3.



happy?

4.



thirsty?

#### B. Your turn. Read the question. Write the answer.

1. Are you happy?

2. Are you sad?

## General Exercises on Practice Time

1- Match the words with the pictures:

صل الكلمة بالصورة



veil



fox



fire



violin

2- Circle the right letter:

ضع دائر على الحرف المناسب.

k



v



f



c



f

f

t

t

f

3- Unscramble and right:

رتب حروف الكلمة.




udopr



htrisyt



teef



kfro



irted

## Phonics Time

وقت الصوتيات

Unit 6

Lesson 4

Page 48



feet



fish



fork



van 91









vase









violin

**B.** Do they both begin with the same sound? Listen and write ✓ or X.

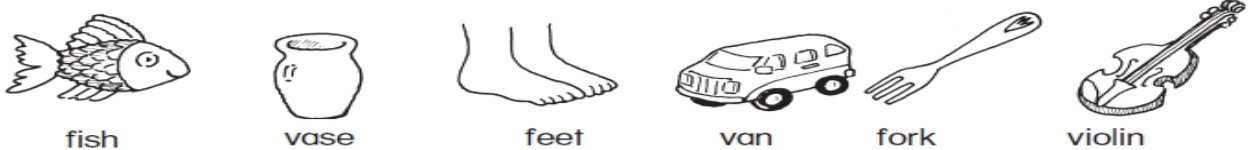
|  |   |  |
|--|---|--|
| 1.  | 2.  | 3.  |
| 4.  | 5.  | 6.  |

**F f**

**V v**

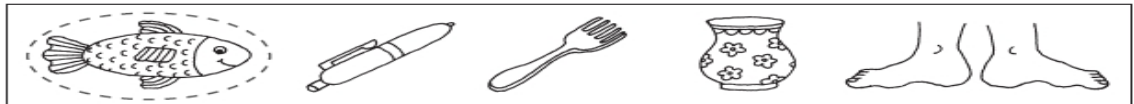
|  |   |  |   |   |   |
|--|---|--|---|---|---|
| <b>أقدام</b><br><br><b>feet</b> | <b>شوكة</b><br><br><b>fork</b> | <b>نار</b><br><br><b>fire</b> | <b>طبيب بيطري</b><br><br><b>vet</b> | <b>حجاب</b><br><br><b>veil</b> | <b>آلة الكمان</b><br><br><b>violin</b> |
|--|---|--|---|---|---|

### Phonics Time




**A. Which pictures begin with the letter? Circle.**




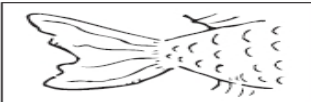


**f**



**v**



**B. Look and write.**

|   |  |   |
|---|--|---|
| 1. <br>_____<br>_____<br>_____ | 2. <br>_____<br>_____<br>_____ | 3. <br>_____<br>_____<br>_____ |
| 4. <br>_____<br>_____<br>_____ | 5. <br>_____<br>_____<br>_____ | 6. <br>_____<br>_____<br>_____ |

**C. Match and say.**

|   |   |   |   |   |   |   |   |   |   |   |   |
|---|---|---|---|---|---|---|---|---|---|---|---|
| d | n | k | p | b | w | f | t | g | m | v | h |
| G | M | T | F | P | N | D | K | V | W | H | B |



## General Exercises on Phonics Time

### 1- Write the first letter:

أكتب الحرف الأول



...iolin



...et



...eil



... eather



... ire



... an



... ox



... egetables

### 2- Circle the word:

ضع دائرة حول الكلمة الصحيحة



class



sad



cold



veil



violin



vet

chicken

happy

cows

queen

fox

teacher

### 3- Listen and finish:

استمع و أكمل.

1- ..... !

2- ..... you okay?

3- I ..... so .

### 4- Unscramble and right:

رتب حروف الكلمة.



mfrare



taf



htni



naf



fxo

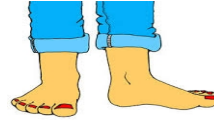
# Test 6

## Oral تدريب شفوي

### 1- Point and identify the object

أشـر و حدد الشـيء

fork



vet



fire



### 2- Act the instructions:

قم بتنفيذ الأوامر

1- Close the bag.

2- Open the bag.

3- Clap your hands.

### 3- Listen answer yes or No:

استمع و أجب بنعم أو لا:

hot



Yes

No

cold



Yes

No

hungry



Yes

No

fan



Yes

No

### 4- Read

اقرأ

1- Ouch !

2- Are you okay?

3- I think so.

### 5- Match the words with the pictures:

صل الكلمة بالصورة



cold

tired

thirsty

hungry



1- Listen and write the missing letter:

استمع و اكتب الحرف الناقص:

1- h - ppy

2- s - d

3- hu- gry

4- h - t

5- c - ld

2- Listen and fill in the gaps:

استمع و املأ الفراغات:

1- ..... !

2- Are you .....?

3- I ..... so .

3- Match the words with the picture:

صل الكلمات بالصور:



tired



proud



hungry



cold



fork



4- Look and circle:

انظر و ضع دائرة:



hungry

hot

fork

star

ruler

door

watch

tired

note

cold

thirsty

proud

5- Unscramble and write:

رتب حروف الكلمة:



batlesvege

.....



theafre

.....



rafemr

.....



6- Look and write

انظر و أجب على الأسئلة:



Is he thin ?



Is it a violin ?

7- Punctuate the following:

ضع حروف الترقيم:

are you okay

8- Copy the following:

اكتب بخط جيد:

I think so.

How are you?

مع تمياني بالتفوق

مسنر أجهن الخولي.

مدرس أول لغة إنجليزية

01212583184

01114604979